


**Shareholding Pattern under Regulation 31 of SEBI (Listing Obligations and Disclosure Requirements) Regulations, 2015**

1.	Name of Listed Entity: <b>Cords Cable Industries Limited</b>
2.	Scrip Code/Name of Scrip/Class of Security: <b>532941</b>
3.	Share Holding Pattern Filed under: Reg. 31(1)(a)/Reg. 31(1)(b)/Reg.31(1)(c)
	a. If under 31(1)(b) then indicate the report for Quarter ending
	b. If under 31(1)(c) then indicate date of allotment/extinguishment
4.	Declaration: The Listed entity is required to submit the following declaration to the extent of submission of information:-

	Particulars	Yes*	No*
1	Whether the Listed Entity has issued any partly paid up shares?		No
2	Whether the Listed Entity has issued any Convertible Securities or Warrants?		No
3	Whether the Listed Entity has any shares against which depository receipts are issued?		No
4	Whether the Listed Entity has any shares in locked-in?		No
5	Whether any shares held by promoters are pledge or otherwise encumbered?		No

\* If the Listed Entity selects the option 'No' for the questions above, the columns for the partly paid up shares, Outstanding Convertible Securities/Warrants, depository receipts, locked-in shares, No of shares pledged or otherwise encumbered by promoters, as applicable, shall not be displayed at the time of dissemination on the Stock Exchange website. Also wherever there is 'No' declared by Listed Entity in above table the values will be considered as 'Zero' by default on submission of the format of holding of specified securities.

GENERATED ON :03/04/2025      NSDL : 31/03/2025      CDSL :31/03/2025



# Cords Cable Industries Limited

Table I - Summary Statement holding of specified securities

Category	Category of shareholder	Nos. of shareholders	No. of fully paid up equity shares held	No. of Partly paid-up equity shares held	No. of shares underlying Depository Receipts	Total nos. shares held	Shareholding as a % of total no. of shares (calculated as per SCRR, 1957)	Number of Voting Rights held in each class of securities				Shares Underlying Outstanding convertible securities	ing, as a % assuming full conversion of convertible securities	Number of Locked in shares		Number of Shares pledged or otherwise encumbered		Number of equity shares held in dematerialised form
								No of Voting Rights			Total as a % of (A+B+C)			No. (a)	As a % of total Shares held(b)	No. (a)	As a % of total Shares held(b)	
								Class eg: X	Class eg: y	Total								
(I)	(II)	(III)	(IV)	(V)	(VI)	(VII) =	(VIII) As a	(IX)				(X)	(XI)=	(XII)		(XIII)		(XIV)
(A)	Promoter & Promoter Group	4	6712671	0	0	6712671	51.9244	6712671	0	6712671	51.9244	0	51.9244	0	0.0000	0	0.0000	6712671
(B)	Public	19560	6215109	0	0	6215109	48.0756	6215109	0	6215109	48.0756	0	48.0756	0	0.0000	NA	NA	6213888
(C)	Non Promoter - Non Public				0				0			0			0.0000	NA	NA	
(C1)	Shares Underlying DRs	0	0	0	0	0	0.0000	0	0	0	0.0000	0	0.0000	0	0.0000	NA	NA	0
(C2)	Shares Held By Employee Trust	0	0	0	0	0	0.0000	0	0	0	0.0000	0	0.0000	0	0.0000	NA	NA	0
	Total	19564	12927780	0	0	12927780	100.0000	12927780	0	12927780	100.0000	0	100.0000	0	0.0000	0	0.0000	12926559

GENERATED ON :03/04/2025

NSDL : 31/03/2025





# Cords Cable Industries Limited

Table II - Statement showing shareholding pattern of the Promoter and Promoter Group

	Category & Name of the shareholders	Entity Type	PAN	No. of shares held	No. of fully paid up equity shares held	tly paid-up equity shares held	of shares underlying Depository nos. shares held	Shareholding % calculated as per SCRR, 1957 As a % of (A+B+C2)	Number of Voting Rights held in each class of securities				of Shares Underlying Outstanding convertible securities	ing, as a % assuming conversion of convertible securities	Number of Locked in shares		Number of Shares pledged or otherwise		Number of equity shares held in dematerialised form	
									No of Voting Rights			Total as a % of Total Voting Rights			No. (a)	As a % of total Shares held(b)	No. (a)	As a % of total Shares held(b)		
									Class eg: X	Class eg: Y	Total									
	(I)		(II)	(III)	(IV)	(V)	(VI)	(VII) =	(VIII) As a	(IX)			(X)	(XI)=	(XII)		(XIII)		(XIV)	
1	Indian																			
(a)	Individuals / Hindu Undivided Family			4	6712671	0	0	6712671	51.9244	6712671	0	6712671	51.9244	0	51.9244	0	0.0000	0	0.0000	6712671
	Naveen Sawhney	Promoters	AACPS1181J	1	6104005	0	0	6104005	47.2162	6104005	0	6104005	47.2162	0	47.2162	0	0.0000	0	0.0000	6104005
	Adarsh Sawhney	Promoters	ABAPS0670D	1	224006	0	0	224006	1.7327	224006	0	224006	1.7327	0	1.7327	0	0.0000	0	0.0000	224006
	Gaurav Sawhney	Promoters	AVAPS6258F	1	198466	0	0	198466	1.5352	198466	0	198466	1.5352	0	1.5352	0	0.0000	0	0.0000	198466
	Varun Sawhney	Promoters	ARJPS4263M	1	186194	0	0	186194	1.4403	186194	0	186194	1.4403	0	1.4403	0	0.0000	0	0.0000	186194
(b)	Central Government / State Government(s)			0	0	0	0	0	0.0000	0	0	0	0.0000	0	0.0000	0	0.0000	0	0.0000	0
(c)	Financial Institutions / Banks			0	0	0	0	0	0.0000	0	0	0	0.0000	0	0.0000	0	0.0000	0	0.0000	0
(d)	Any Other (Specify)			0	0	0	0	0	0.0000	0	0	0	0.0000	0	0.0000	0	0.0000	0	0.0000	0
	Sub Total (A)(1)			4	6712671	0	0	6712671	51.9244	6712671	0	6712671	51.9244	0	51.9244	0	0.0000	0	0.0000	6712671
2	Foreign																			
(a)	Individuals (Non-Resident Individuals / Foreign Individuals)			0	0	0	0	0	0.0000	0	0	0	0.0000	0	0.0000	0	0.0000	0	0.0000	0
(b)	Government			0	0	0	0	0	0.0000	0	0	0	0.0000	0	0.0000	0	0.0000	0	0.0000	0
(c)	Institutions			0	0	0	0	0	0.0000	0	0	0	0.0000	0	0.0000	0	0.0000	0	0.0000	0



(d)	Foreign Portfolio Investor			0	0	0	0	0	0.0000	0	0	0	0.0000	0	0.0000	0	0.0000	0	0.0000	0
(e)	Any Other (Specify)			0	0	0	0	0	0.0000	0	0	0	0.0000	0	0.0000	0	0.0000	0	0.0000	0
	Sub Total (A)(2)			0	0	0	0	0	0.0000	0	0	0	0.0000	0	0.0000	0	0.0000	0	0.0000	0
	Total Shareholding Of Promoter And Promoter Group (A)= (A)(1)+(A)(2)			4	6712671	0	0	6712671	51.9244	6712671	0	6712671	51.9244	0	51.9244	0	0.0000	0	0.0000	6712671

Details of Shares which remain unclaimed may be given hear along with details such as number of shareholders, outstanding shares held in demat/unclaimed suspense account, voting rights which are frozen etc.


Not

(1) PAN would not be displayed on website of Stock Exchange(s)

(2) The term 'Encumbrance' has the same meaning as assigned under regulation 28(3) of SEBI (Substantial Acquisition of Shares and Takeovers) Regulations, 2011.

GENERATED ON :03/04/2025

NSDL :





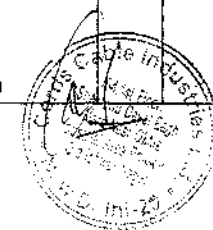
# Cords Cable Industries Limited

Table III - Statement showing shareholding pattern of the Public shareholder

Category & Name of the shareholders	PAN	Nos. of shareholders	No. of fully paid up equity shares held	Partly paid up equity shares held	of shares underlying Depository shares	Total nos. shares held	Holding % calculated as per SCRR, 1957 As a % of (A+B+C2)	Number of Voting Rights held in each class of securities				No. of Shares are assumed to be convertible securities	Number of Locked in shares	Number of Shares pledged or otherwise		Number of equity shares held in dematerialised form	Sub-categorization of shares			
								No of Voting Rights			Total as a % of Total Voting Rights			As a % of total Shares held(a)	% of total Shares held(b)		Shareholding(No. of shares) under	Sub-categorization of shares	Sub-categorization of shares	Sub-categorization of shares
								Class eg: X	Class eg: y	Total										
(I)	(II)	(III)	(IV)	(V)	(VI)	(VII) =	(VIII) As	(IX)				(X)	(XI) =	(XII)	(XIII)	(XIV)	(XV)			
1 Institutions (Domestic)																				
(a) Mutual Fund		0	0	0	0	0	0.0000	0	0	0	0.0000	0	0.0000	0	0.0000	NA	NA	0		
(b) Venture Capital Funds		0	0	0	0	0	0.0000	0	0	0	0.0000	0	0.0000	0	0.0000	NA	NA	0		
(c) Alternate Investment Funds		1	2785	0	0	2785	0.0215	2785	0	2785	0.0215	0	0.0215	0	0.0000	NA	NA	0		
(d) Banks		1	215	0	0	215	0.0017	215	0	215	0.0017	0	0.0017	0	0.0000	NA	NA	2785	0	
(e) Insurance Companies		0	0	0	0	0	0.0000	0	0	0	0.0000	0	0.0000	0	0.0000	NA	NA	215	0	
(f) Provident Funds/ Pension Funds		0	0	0	0	0	0.0000	0	0	0	0.0000	0	0.0000	0	0.0000	NA	NA	0		
(g) Asset Reconstruction Companies		0	0	0	0	0	0.0000	0	0	0	0.0000	0	0.0000	0	0.0000	NA	NA	0		
(h) Sovereign Wealth Funds		0	0	0	0	0	0.0000	0	0	0	0.0000	0	0.0000	0	0.0000	NA	NA	0		
(i) NBFCs registered with RBI		0	0	0	0	0	0.0000	0	0	0	0.0000	0	0.0000	0	0.0000	NA	NA	0		
(j) Other Financial Institutions		0	0	0	0	0	0.0000	0	0	0	0.0000	0	0.0000	0	0.0000	NA	NA	0		
(k) Any Other (Specify)		0	0	0	0	0	0.0000	0	0	0	0.0000	0	0.0000	0	0.0000	NA	NA	0		
Sub Total (B)(1)		2	3000	0	0	3000	0.0232	3000	0	3000	0.0232	0	0.0232	0	0.0000	NA	NA	0		
2 Institutions (Foreign)																				
(a) Foreign Direct Investment		0	0	0	0	0	0.0000	0	0	0	0.0000	0	0.0000	0	0.0000	NA	NA	0		
(b) Foreign Venture Capital Investors		0	0	0	0	0	0.0000	0	0	0	0.0000	0	0.0000	0	0.0000	NA	NA	0		
(c) Sovereign Wealth Funds		0	0	0	0	0	0.0000	0	0	0	0.0000	0	0.0000	0	0.0000	NA	NA	0		
(d) Foreign Portfolio Investors		0	0	0	0	0	0.0000	0	0	0	0.0000	0	0.0000	0	0.0000	NA	NA	0		
Category I		2	167951	0	0	167951	1.2991	167951	0	167951	1.2991	0	1.2991	0	0.0000	NA	NA	167951	0	



	Acadian Emerging Markets Micro-Cap Equity Master Fund	AAVCA4	1	166456	0	0	166456	1.2876	166456	0	166456	1.2876	0	1.2876	0	0.0000	NA	NA	166456			
(e)	Foreign Portfolio Investors Category II		1	1019	0	0	1019	0.0079	1019	0	1019	0.0079	0	0.0079	0	0.0000	NA	NA	1019	0	0	0
(f)	Overseas Depositories(holding DRs) (balancing figure)		0	0	0	0	0	0.0000	0	0	0	0.0000	0	0.0000	0	0.0000	NA	NA	0			
(g)	Any Other (Specify)		0	0	0	0	0	0.0000	0	0	0	0.0000	0	0.0000	0	0.0000	NA	NA	0			
	Sub Total (B)(2)		3	168970	0	0	168970	1.3070	168970	0	168970	1.3070	0	1.3070	0	0.0000	NA	NA	168970	0	0	0
3	Central Government/ State Government(s)																					
(a)	Central Government / President of India		0	0	0	0	0	0.0000	0	0	0	0.0000	0	0.0000	0	0.0000	NA	NA	0			
(b)	State Government / Governor		0	0	0	0	0	0.0000	0	0	0	0.0000	0	0.0000	0	0.0000	NA	NA	0			
(C)	Shareholding by Companies or Bodies Corporate where Central / State Government is a promoter		0	0	0	0	0	0.0000	0	0	0	0.0000	0	0.0000	0	0.0000	NA	NA	0			
	Sub Total (B)(3)		0	0	0	0	0	0.0000	0	0	0	0.0000	0	0.0000	0	0.0000	NA	NA	0			
4	Non-Institutions			0	0	0	0	0.0000	0	0	0	0.0000	0	0.0000	0	0.0000	NA	NA	0			
(a)	Associate companies / Subsidiaries		0	0	0	0	0	0.0000	0	0	0	0.0000	0	0.0000	0	0.0000	NA	NA	0			
(b)	Directors and their relatives (excluding Independent Directors and nominee Directors)		0	0	0	0	0	0.0000	0	0	0	0.0000	0	0.0000	0	0.0000	NA	NA	0			
(C)	Key Managerial Personnel		0	0	0	0	0	0.0000	0	0	0	0.0000	0	0.0000	0	0.0000	NA	NA	0			
(D)	Relatives of promoters (other than 'immediate relatives' of promoters disclosed under 'Promoter and Promoter Group' category)		0	0	0	0	0	0.0000	0	0	0	0.0000	0	0.0000	0	0.0000	NA	NA	0			



(E)	Trusts where any person belonging to 'Promoter and Promoter Group' category is 'trustee', 'beneficiary', or 'author of the trust'	0	0	0	0	0	0.0000	0	0	0	0.0000	0	0.0000	0	0.0000	NA	NA	0			
(f)	Investor Education and Protection Fund (IEPF)	1	8777	0	0	8777	0.0679	8777	0	8777	0.0679	0	0.0679	0	0.0000	NA	NA	8777	0	0	0
(g)	i. Resident Individual holding nominal share capital up to Rs. 2 lakhs.	18809	4652691	0	0	4652691	35.9899	4652691	0	4652691	35.9899	0	35.9899	0	0.0000	NA	NA	4651470	0	0	0
(h)	ii. Resident individual holding nominal share capital in excess of Rs. 2	21	752843	0	0	752843	5.8235	752843	0	752843	5.8235	0	5.8235	0	0.0000	NA	NA	752843	0	0	0
(i)	Non Resident Indians (NRIs)	283	174657	0	0	174657	1.3510	174657	0	174657	1.3510	0	1.3510	0	0.0000	NA	NA	174657	0	0	0
(j)	Foreign Nationals	0	0	0	0	0	0.0000	0	0	0	0.0000	0	0.0000	0	0.0000	NA	NA	0			
(k)	Foreign Companies	0	0	0	0	0	0.0000	0	0	0	0.0000	0	0.0000	0	0.0000	NA	NA	0			
(l)	Bodies Corporate	64	132543	0	0	132543	1.0253	132543	0	132543	1.0253	0	1.0253	0	0.0000	NA	NA	132543	0	0	0
(m)	Any Other (Specify)	377	321628	0	0	321628	2.4879	321628	0	321628	2.4879	0	2.4879	0	0.0000	NA	NA	321628	0	0	0
	Body Corp-Ltd Liability Partnership	4	2115	0	0	2115	0.0164	2115	0	2115	0.0164	0	0.0164	0	0.0000	NA	NA	2115	0	0	0
	Hindu Undivided Family	371	316878	0	0	316878	2.4511	316878	0	316878	2.4511	0	2.4511	0	0.0000	NA	NA	316878	0	0	0
	Clearing Member	2	2635	0	0	2635	0.0204	2635	0	2635	0.0204	0	0.0204	0	0.0000	NA	NA	2635	0	0	0
	Sub Total (B){4}	19555	6043139	0	0	6043139	46.7454	6043139	0	6043139	46.7454	0	46.7454	0	0.0000	NA	NA	6041918	0	0	0
	Total Public Shareholding (B) = (B){1}+(B){2}+(B){3}+b{4}	19560	6215109	0	0	6215109	48.0756	6215109	0	6215109	48.0756	0	48.0756	0	0.0000	NA	NA	6213888	0	0	0

Details of the shareholders acting as persons in Concert including their Shareholding (No. and %):

No. of shareholders	No. of S %
0	



Details of Shares which remain unclaimed may be given hear along with details such as number of shareholders, outstanding shares held in demat/unclaimed suspense account, voting rights which are frozen etc.

No. of shareholders	No. of
---------------------	--------

**Not**

- (1) PAN would not be displayed on website of Stock Exchange(s).
- (2) The above format needs to be disclosed along with the names of the shareholders holding 1% or more than 1% of shares of the listed entity. Column no.(XII) is
- (3) W.r.t. the information pertaining to Depository Receipts, the same may be disclosed in the respective columns to the extent information available and the
- (4) Categorization and disclosure of each shareholder category should be carried out in the order prescribed in the above format. If a shareholder is falling under
- (5) Sub-categorization of shares under column no.(XV) will be based on shareholding(no. of shares) under the following sub-categories:
- (i) Shareholder who are represented by a nominee Director on the board of the listed entity or have the right to nominate a representative(i.e. Director) on the
  - (ii) Shareholder who have entered into shareholder agreement with the listed entity.
  - (iii) Shareholders acting as persons in concert with promoters.

GENERATED ON :03/04/2025

NSDL :





# Cords Cable Industries Limited

Table IV - Statement showing shareholding pattern of the Non Promoter- Non Public shareholder

Category & Name of the shareholders	PAN	Nos. of share holders	No. of fully paid up equity shares held	Partly paid-up equity shares held	No. of shares underlying Depository Receipts	Total nos. shares held	Shareholding % calculated as per SCRR, 1957 As a % of (A+B+C2)	Number of Voting Rights held in each class of securities				Shares Underlying Outstanding convertible securities	olding, as a % assuming full conversion of convertible securities	Number of Locked in shares		Number of Shares pledged or otherwise encumbered		Number of equity shares held in dematerialised form
								No of Voting Rights			Total as a % of (A+B+C)			No. (a)	As a % of total Shares held(b)	No. (a)	As a % of total Shares held(b)	
								Class eg: X	Class eg: y	Total								
(I)	(II)	(III)	(IV)	(V)	(VI)	(VII) =	(VIII) As a	(IX)				(X)	(XI)=	(XII)		(XIII)		(XIV)
1	Custodian/DR Holder	0	0	0	0	0	0.0000	0	0	0	0.0000	0	0.0000	0	0.0000	NA	NA	0
2	Employee Benefit Trust / Employee Welfare Trust under SEBI (Share based Employee Benefits and Sweat Equity) Regulations, 2021	0	0	0	0	0	0.0000	0	0	0	0.0000	0	0.0000	0	0.0000	NA	NA	0
	Total Non-Promoter- Non Public Shareholding (C)= (C)(1)+(C)(2)	0	0	0	0	0	0.0000	0	0	0	0.0000	0	0.0000	0	0.0000	NA	NA	0

Not

(1) PAN would not be displayed on website of Stock Exchange(s).

(2) The above format needs to be disclosed along with the names of the shareholders holding 1% or more than 1% of shares of the listed entity. Column no.(XIII) is not applicable in the

(3) W.r.t. the information pertaining to Depository Receipts, the same may be disclosed in the respective columns to the extent information available.

GENERATED ON :03/04/2025

NSDL : 31/03/2025

