



## Investor Presentation Q4FY21

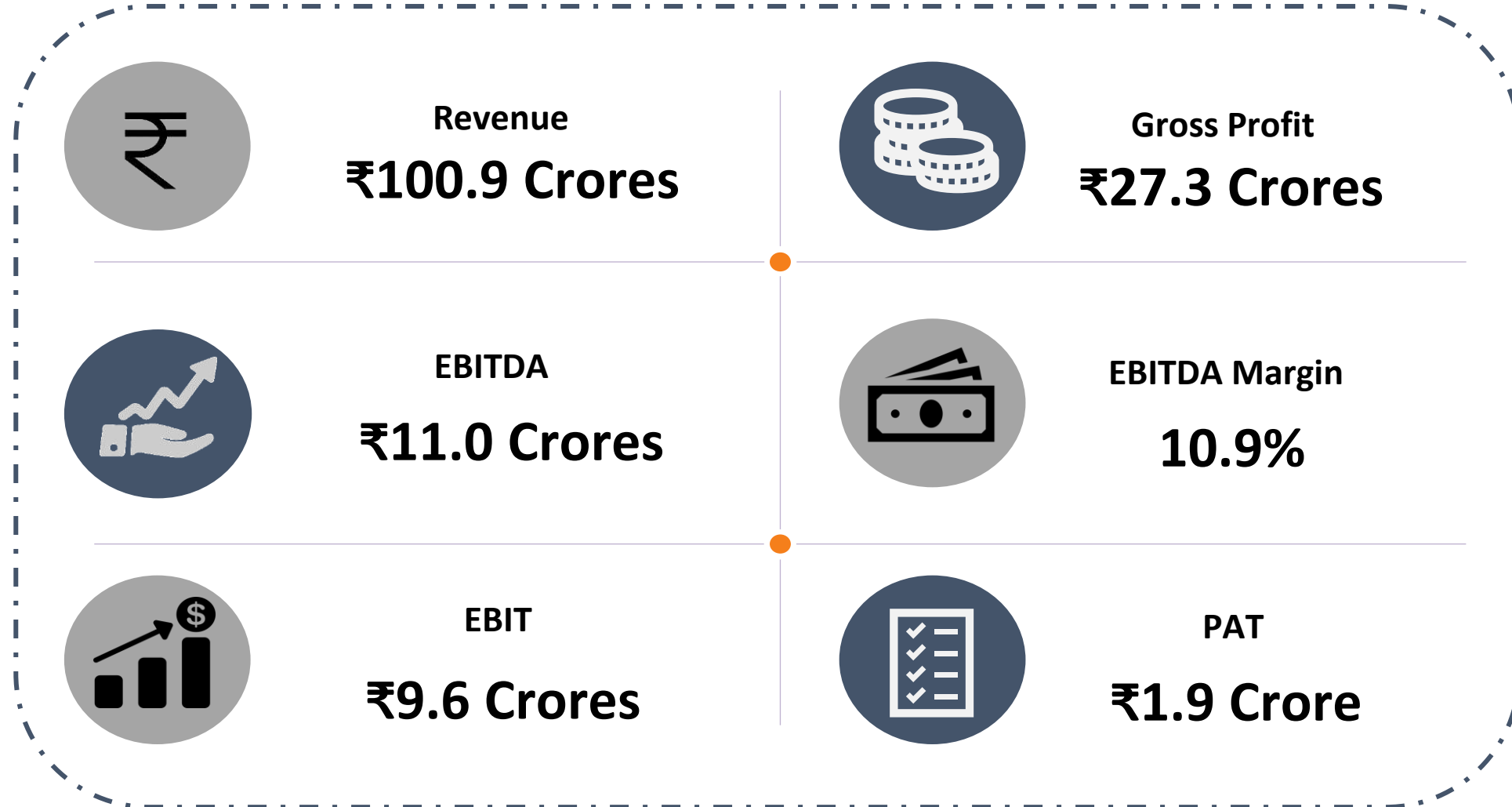
# Safe Harbor

This presentation and the accompanying slides (the “Presentation”), which have been prepared by **Cords Cable Industries Limited** (the “Company”), have been prepared solely for information purposes and do not constitute any offer, recommendation or invitation to purchase or subscribe for any securities, and shall not form the basis or be relied on in connection with any contract or binding commitment what so ever. No offering of securities of the Company will be made except by means of a statutory offering document containing detailed information about the Company.

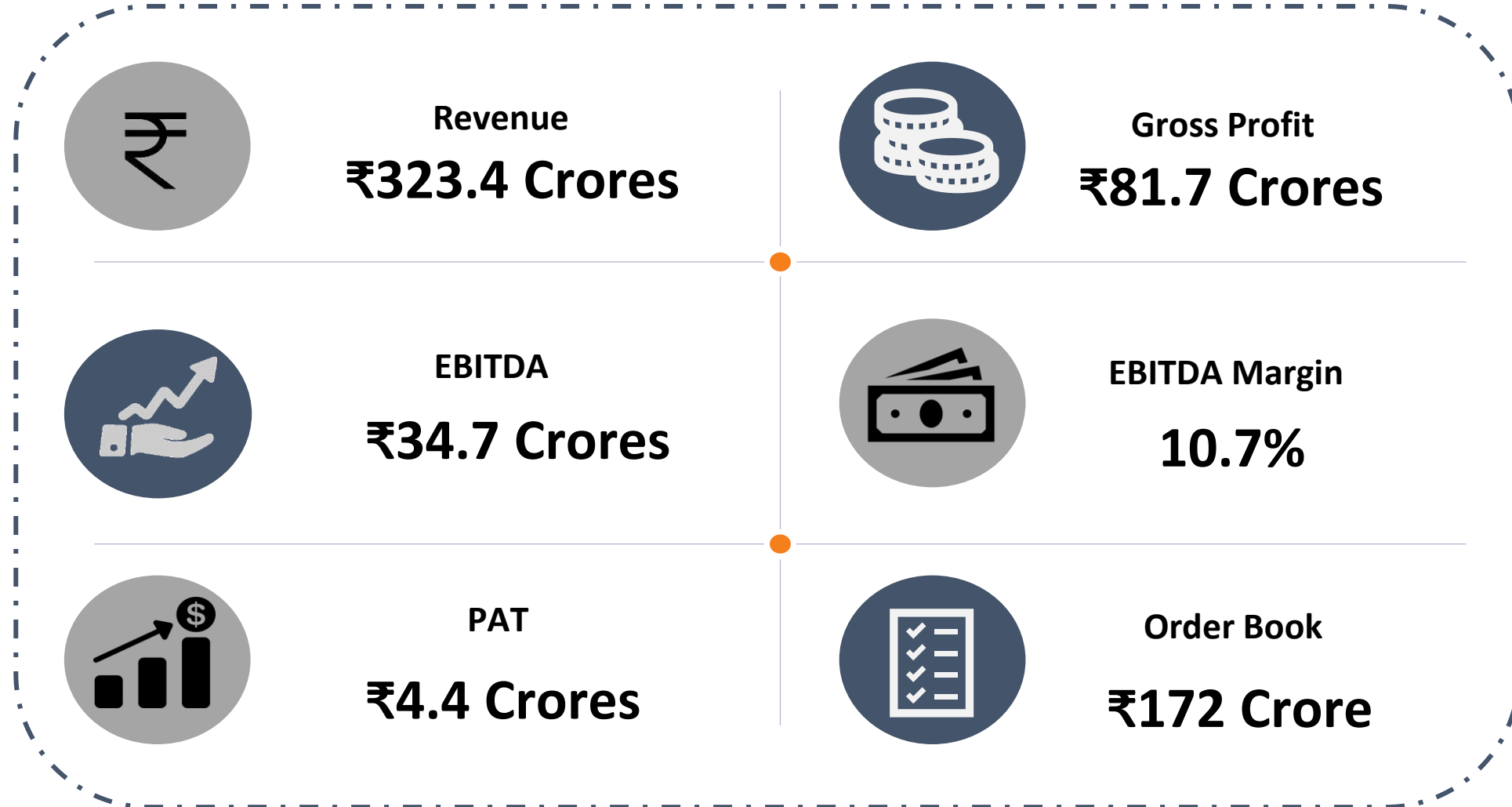
This Presentation has been prepared by the Company based on information and data which the Company considers reliable, but the Company makes no representation or warranty, express or implied, whatsoever, and no reliance shall be placed on, the truth, accuracy, completeness, fairness and reasonableness of the contents of this Presentation. This Presentation may not be all inclusive and may not contain all of the information that you may consider material. Any liability in respect of the contents of, or any omission from, this Presentation is expressly excluded

Certain matters discussed in this Presentation may contain statements regarding the Company’s market opportunity and business prospects that are individually and collectively forward-looking statements. Such forward-looking statements are not guarantees of future performance and are subject to known and unknown risks, uncertainties and assumptions that are difficult to predict. These risks and uncertainties include, but are not limited to, the performance of the Indian economy and of the economies of various international markets, the performance of the industry in India and world-wide, competition, the company’s ability to successfully implement its strategy, the Company’s future levels of growth and expansion, technological implementation, changes and advancements, changes in revenue, income or cash flows, the Company’s market preferences and its exposure to market risks, as well as other risks. The Company’s actual results, levels of activity, performance or achievements could differ materially and adversely from results expressed in or implied by this Presentation. The Company assumes no obligation to update any forward-looking information contained in this Presentation. Any forward-looking statements and projections made by third parties included in this Presentation are not adopted by the Company and the Company is not responsible for such third-party statements and projections.

## Q4FY21 Performance Snapshot

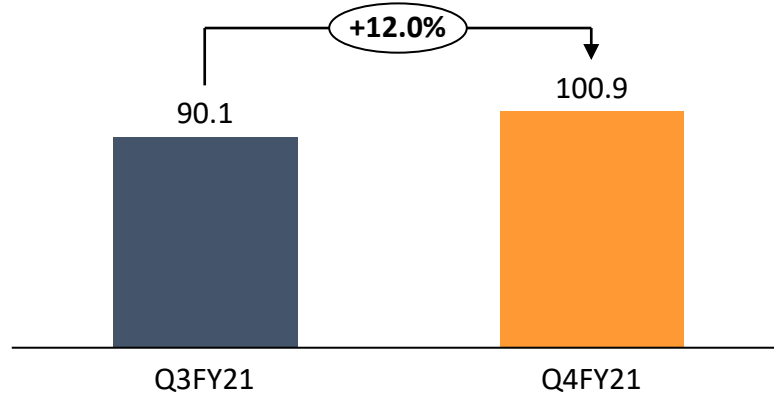


## FY21 Performance Snapshot

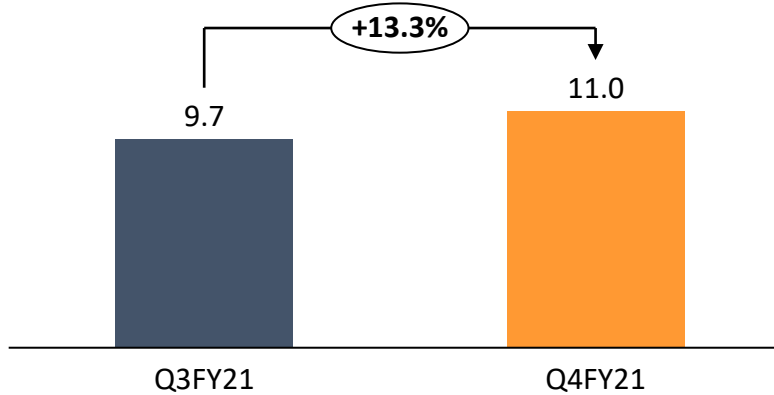


# Q4FY21 Financial Performance – Recovery continues..

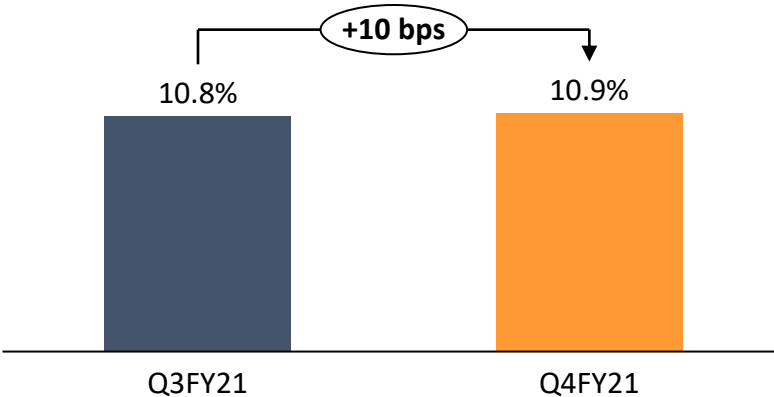
Revenue (Rs. Crs.)



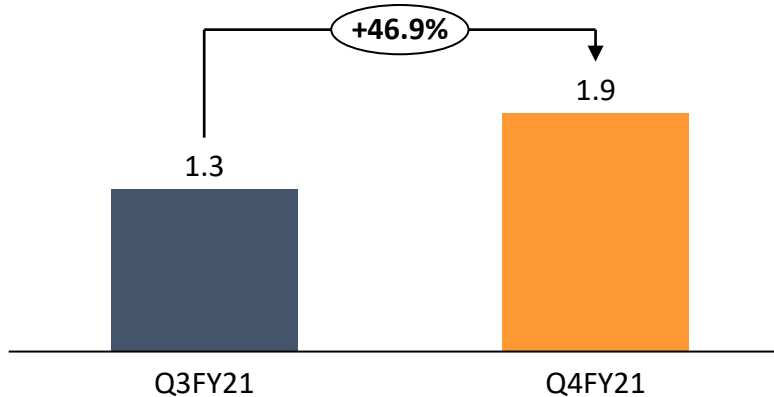
EBITDA (Rs. Crs.)



EBITDA Margin %



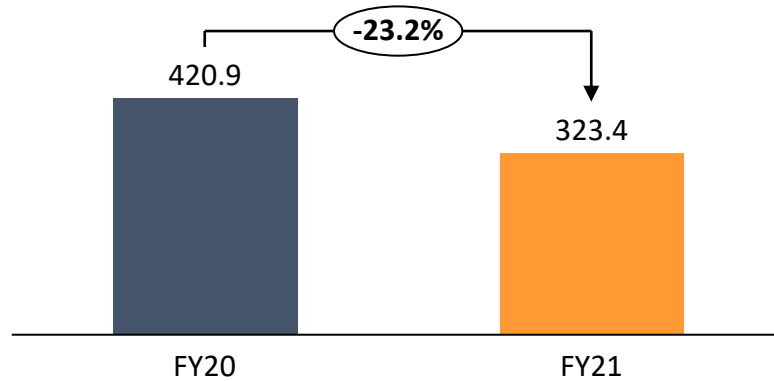
PAT (Rs. Crs.)



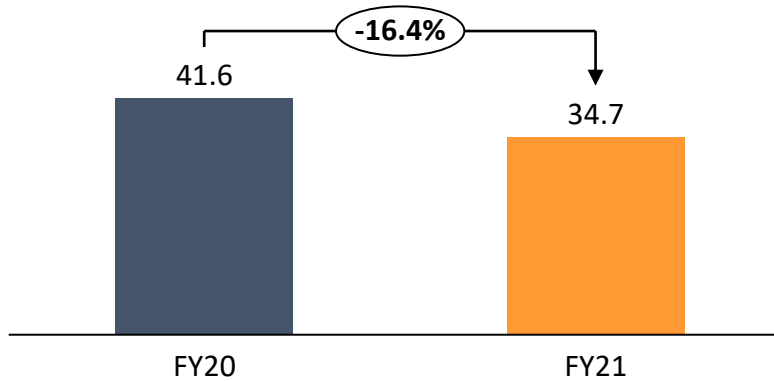
- Company continues to recover strongly in Q4FY21 as Covid-19 lockdowns restrictions were eased and capex activities gained traction across the industries
- We expect the business to grow as economic activity normalises post second wave of covid-19 coupled with strong capex announcements made by the Government in Budget 2021-22

# FY21 Financial Performance

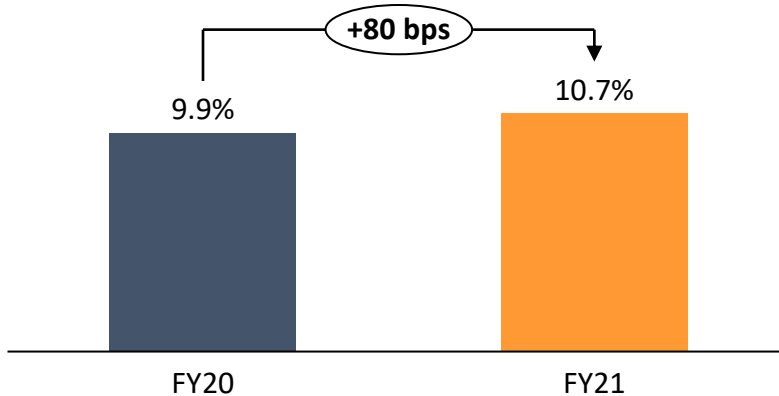
Revenue (Rs. Crs.)



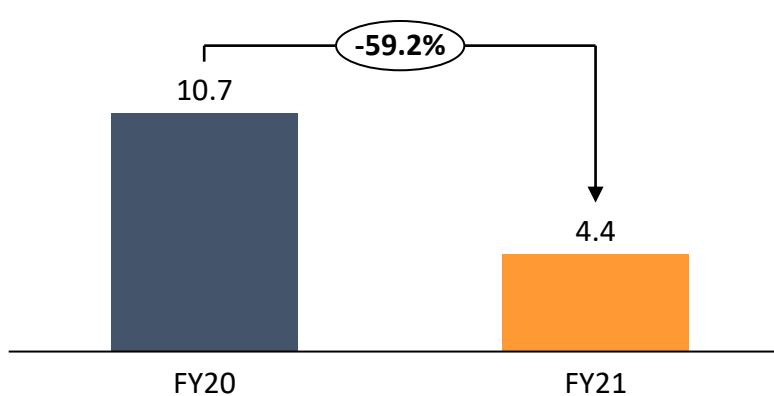
EBITDA (Rs. Crs.)



EBITDA Margin %



PAT (Rs. Crs.)



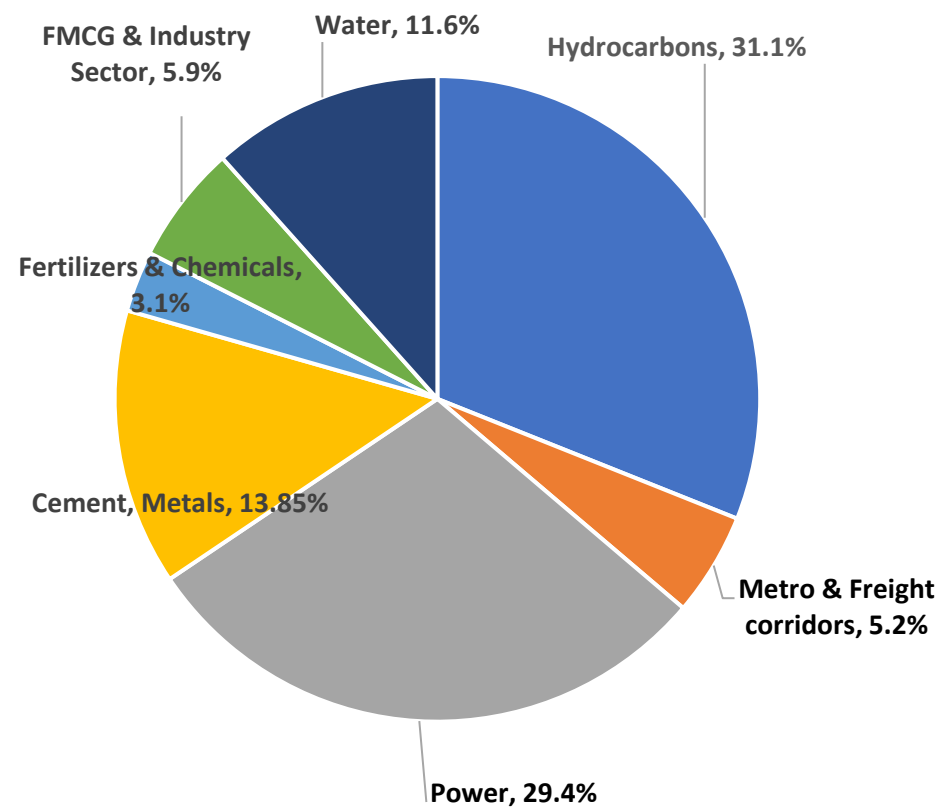
- FY21 Financial Performance is not exactly comparable to FY20 as a significant period of FY21 went under covid-19 induced lockdown
- Q1FY21 was the worst impacted and witnessed strong sequential recovery on quarter-by-quarter basis with improving profitability by Q4FY21

# Order Book Details

## Order Book Break- Up

Total Order book of ~**Rs. 172 Crores** as on 31<sup>st</sup> July 2021

Order book to be executed over the next 3-5 months



- Hydrocarbons
- Metro & Freight corridors
- Power
- Cement, Metals
- Fertilizers & Chemicals
- FMCG & Industry Sector
- Water

## Q4 & FY21 Profit & Loss Statement

Particulars (Rs. Crs.)	Q4FY21	Q4FY20	YoY	Q3FY21	QoQ	FY21	FY20	YoY
Revenue	100.9	97.4	4%	90.1	12%	323.4	420.9	-23%
Cost of Goods Sold	73.6	73.5		68.1		241.6	326.6	
Employee Expenses	5.5	6.2		5.4		20.0	23.5	
Other Expenses	10.9	8.7		6.9		27.0	29.3	
EBITDA	11.0	8.9	24%	9.7	13%	34.7	41.6	-16%
<i>EBITDA Margin</i>	<i>10.9%</i>	<i>9.1%</i>		<i>10.8%</i>		<i>10.7%</i>	<i>9.9%</i>	
Other Income	0.3	0.4		0.3		1.4	1.5	
Depreciation	1.8	1.6		1.8		7.1	6.6	
EBIT	9.6	7.7	25%	8.2	17%	29.0	36.5	-20%
<i>EBIT Margin</i>	<i>9.5%</i>	<i>7.9%</i>		<i>9.1%</i>		<i>9.0%</i>	<i>8.7%</i>	
Finance costs	7.0	6.6		6.3		22.8	25.6	
PBT	2.6	1.0	150%	1.8	39%	6.2	10.8	-43%
Tax	0.6	-3.7		0.5		1.8	0.2	
PAT	1.9	4.8	-59%	1.3	47%	4.4	10.7	-59%
<i>PAT Margin</i>	<i>1.9%</i>	<i>4.9%</i>		<i>1.5%</i>		<i>1.3%</i>	<i>2.5%</i>	



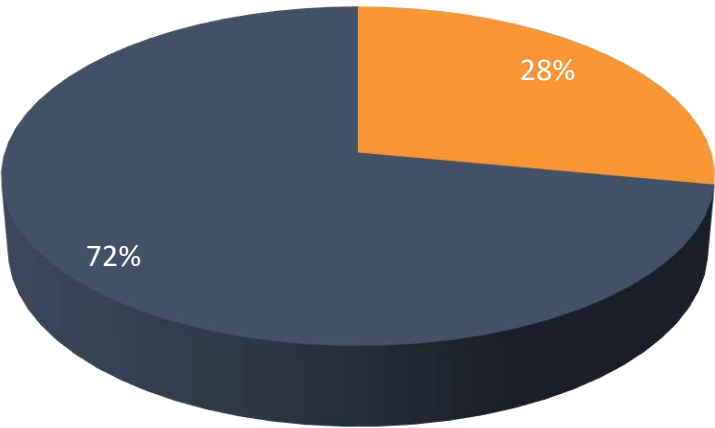
# Balance Sheet

Assets (Rs. Crs.)	Mar-21	Mar-20
<b>Non-Current assets</b>	<b>94.4</b>	<b>97.7</b>
Property, plant and equipment	68.1	71.6
Right of use Assets	24.6	24.4
Security Deposit	1.7	1.7
<b>Current assets</b>	<b>199.4</b>	<b>217.5</b>
Inventories	58.6	59.7
Investments	0.4	0.4
Trade receivables	109.0	120.6
Cash and cash equivalents	0.7	0.2
Bank Balances	17.7	24.1
Other current assets	13.1	12.7
<b>TOTAL ASSETS</b>	<b>293.8</b>	<b>315.3</b>

Equity & Liabilities (Rs. Crs.)	Mar-21	Mar-20
<b>Equity</b>	<b>145.7</b>	<b>141.3</b>
Equity Share capital	12.9	12.9
Other equity	132.8	128.4
<b>Non-Current liabilities</b>	<b>29.4</b>	<b>19.1</b>
Borrowings	22.4	11.9
Provisions	1.5	1.5
Deferred tax liabilities (net)	5.5	5.7
Other non-current liabilities	0.0	0.0
<b>Current liabilities</b>	<b>118.7</b>	<b>154.9</b>
Borrowings	56.9	66.6
Trade payables	51.5	79.5
Other financial liabilities	7.1	6.2
Other current liabilities	3.0	2.1
Provisions	0.2	0.5
<b>TOTAL EQUITY &amp; LIABILITIES</b>	<b>293.8</b>	<b>315.3</b>

# Debt Profile

Debt Structure as on 31<sup>st</sup> Mar-21



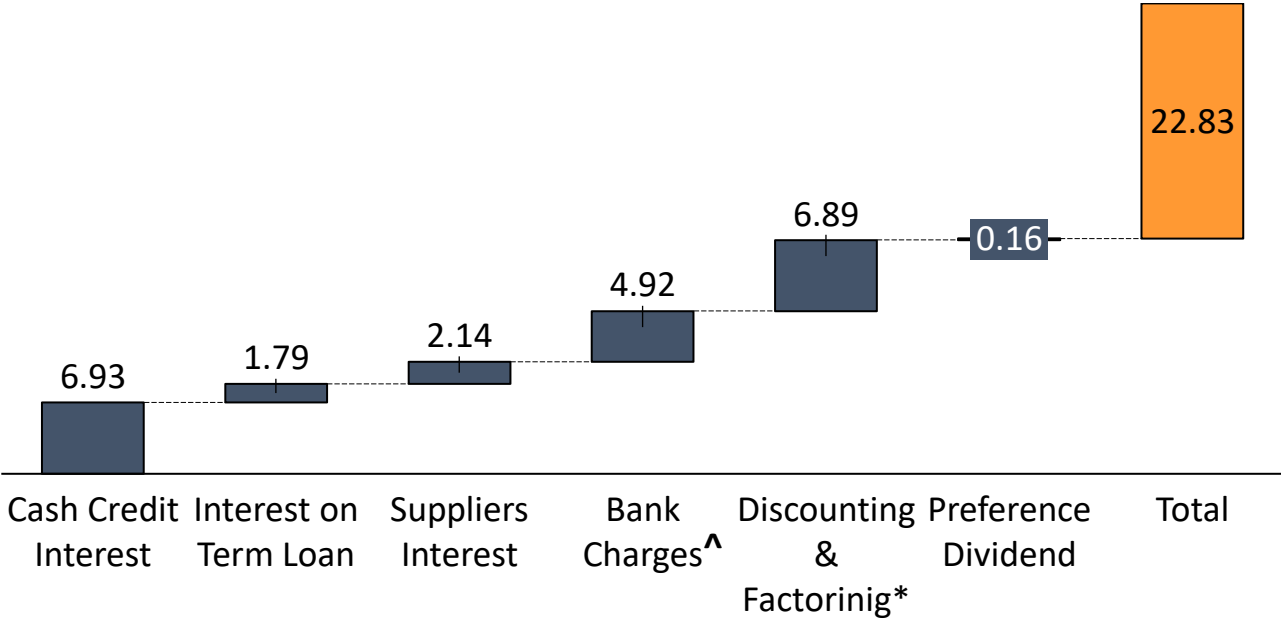
■ Term Loans ■ Working Capital Loans

**Net Debt to Equity = 0.42x**

**Note: Net Debt includes Short Term Borrowings**

FY21 Finance Cost Break up

Rs. Crs.



**<sup>^</sup> Bank Charges** are inclusive of:

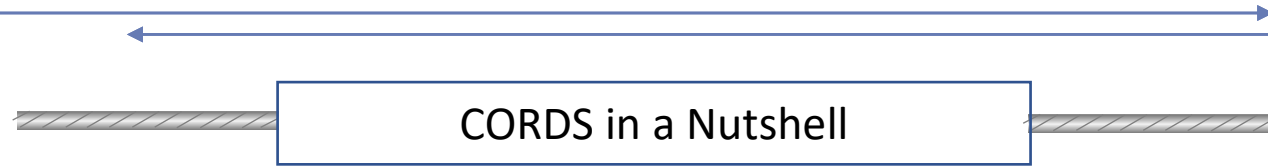
- BG/LC Commission
- Non Fund opening/closing Charges
- Processing Fee
- Other bank Charges

**\* Discounting & Factoring** includes both LC backed and non-LC backed bills including both Sales & Purchase side

# About the Company



# A Specialized Control and Instrumentation Cable Company



95% of our orders are based on customer specifications

78% of our cables constitute Instrumentation & Control Cables and 22% is Power Cables

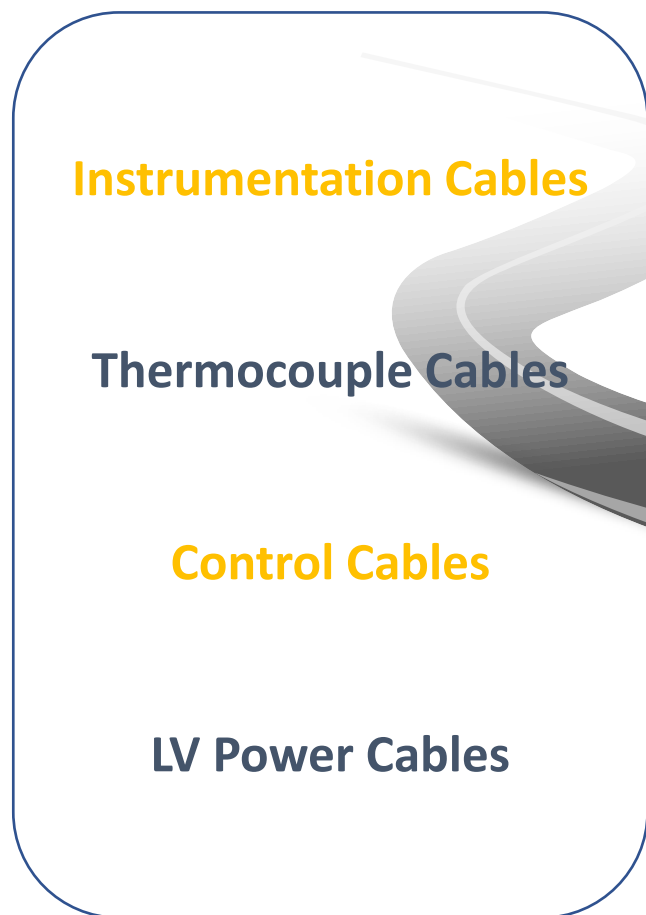
We have approvals from large public sector as well as private customers

Current Capacity stands at 65,000 Kms. p.a.

Long standing customer relationships of over 20 years

The company will benefit from the modernization and upgradation of infrastructure

... offering Wide Range of Products to Multiple Industries



Fieldbus Cables

EPR Cables

Special Cables for Oil & Gas

Special Cables for Water Desalination

Silicon Rubber Cables

Fire Survival Cables

## Speciality Cables

Low Smoke Halogen Free Cables

Solar PV Cables

Railway Jelly Filled Quad Cables

Eurobalise Railway Safety Cables

Low Temperature Cables

## ... with a Diverse Portfolio of Products

### Thermocouple Cables

#### Application

- ✓ Used to extend thermocouple circuits from the sensor to reference unit

### Control & Electrical Wiring Cables

#### Application

- ✓ Control Cables: Used in interconnection of process control, communication and panel control systems
- ✓ Electrical Wiring Cables: Used for electric power, lighting & internal wiring

### Instrumentation, Signal and Data Cables

#### Application

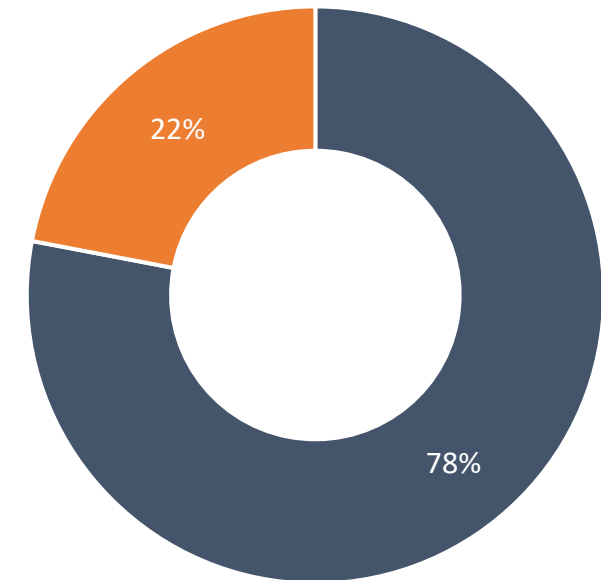
- ✓ Used in data acquisition systems, computer networking, PA systems, digital control / measuring & communication systems
- ✓ Specially designed to transmit signals without any external interference

### LV Power Cables

#### Application

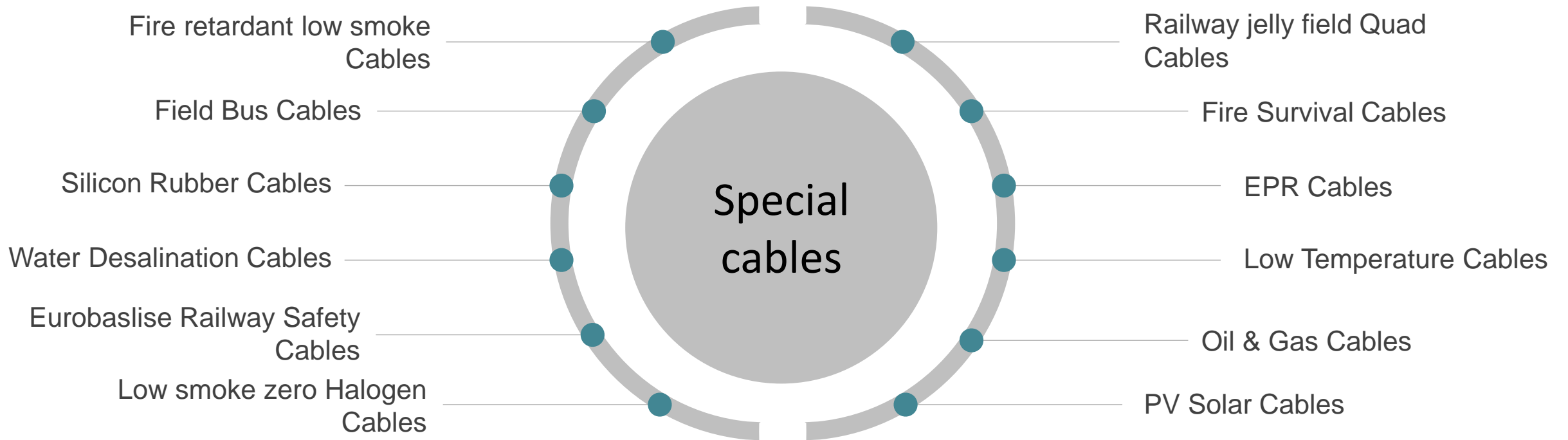
- ✓ Used in connection of power supply to residential, commercial & industrial units

Sales Composition



■ Instrumentation & Control Cables ■ Power Cables

... bringing Constant Innovation

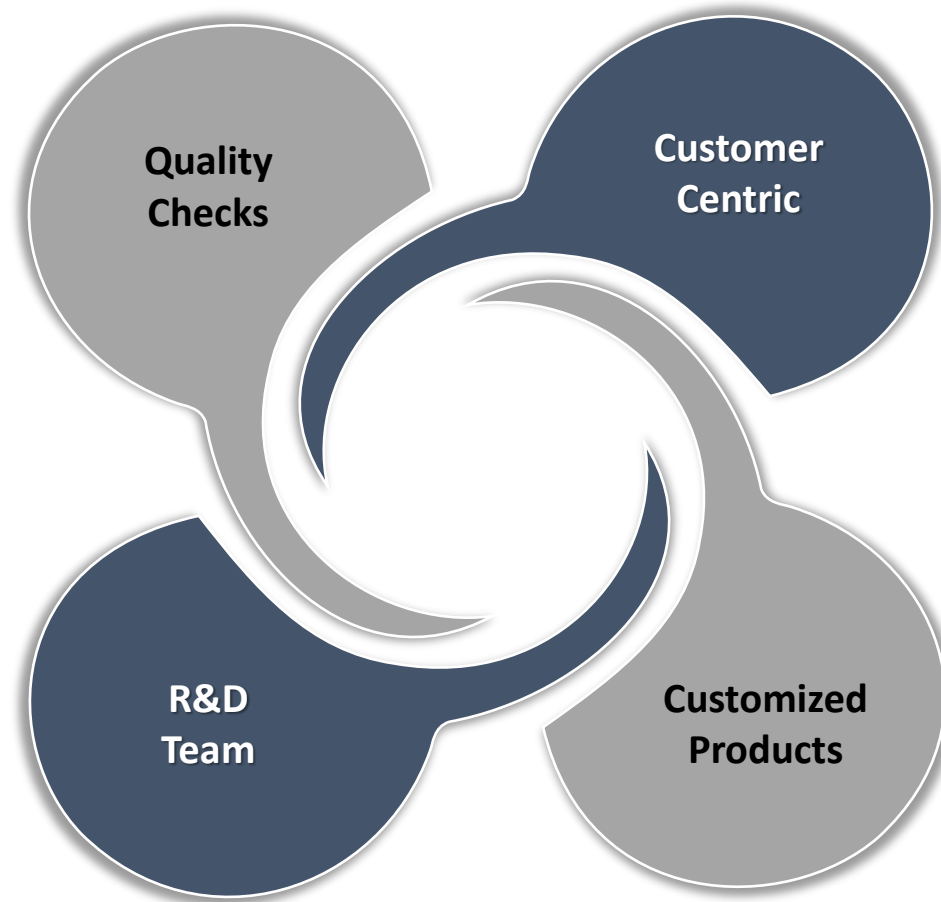


## ... with Focus on Quality



### Consistent Quality check at every stage

Quality Test Labs | Customer Interface |  
Product Design | Choice of Vendors |  
Manufacturing Process | Human Resource  
Development | Customer service



### Garnered a name for

- ✓ Customer service
- ✓ Timely deliveries
- ✓ Efficient order execution

### In-house R&D and Innovations team

R&D team of 5 people  
Aim at Innovation & Development of new  
varieties of cables at regular time intervals

### 95% all Products as per Customer Specifications ensuring

- ✓ High Customer Recall
- ✓ First Choice for Customers
- ✓ Repeat Orders



## ... Experienced Management Team



**Naveen Sawhney**  
Chairman & MD

A Mechanical Engineer and a PG Diploma in Marketing Management. Has an experience of over 45 years in the Cables Industry. His Vast experience, long-term vision, entrepreneurial abilities & strategic planning have led the Company towards growth and diversification.



**Sanjeev Kumar**  
Whole Time Director

Holds Cost and Management Accountant degree from ICWAI. Has 15 years of experience including 5 years in Cables Industry.



**Sandeep Kumar**  
CFO

Holds Chartered Accountant degree from ICAI. Has 25 years experience in Corporate Finance, Strategic Finance & Fund Raising.



**Varun Sawhney**  
VP (Marketing, IT & HR)

MBA from Leeds Metropolitan University, UK & BE (Computers). Played a vital role in implementation of Designing, Costing & ERP systems of the company

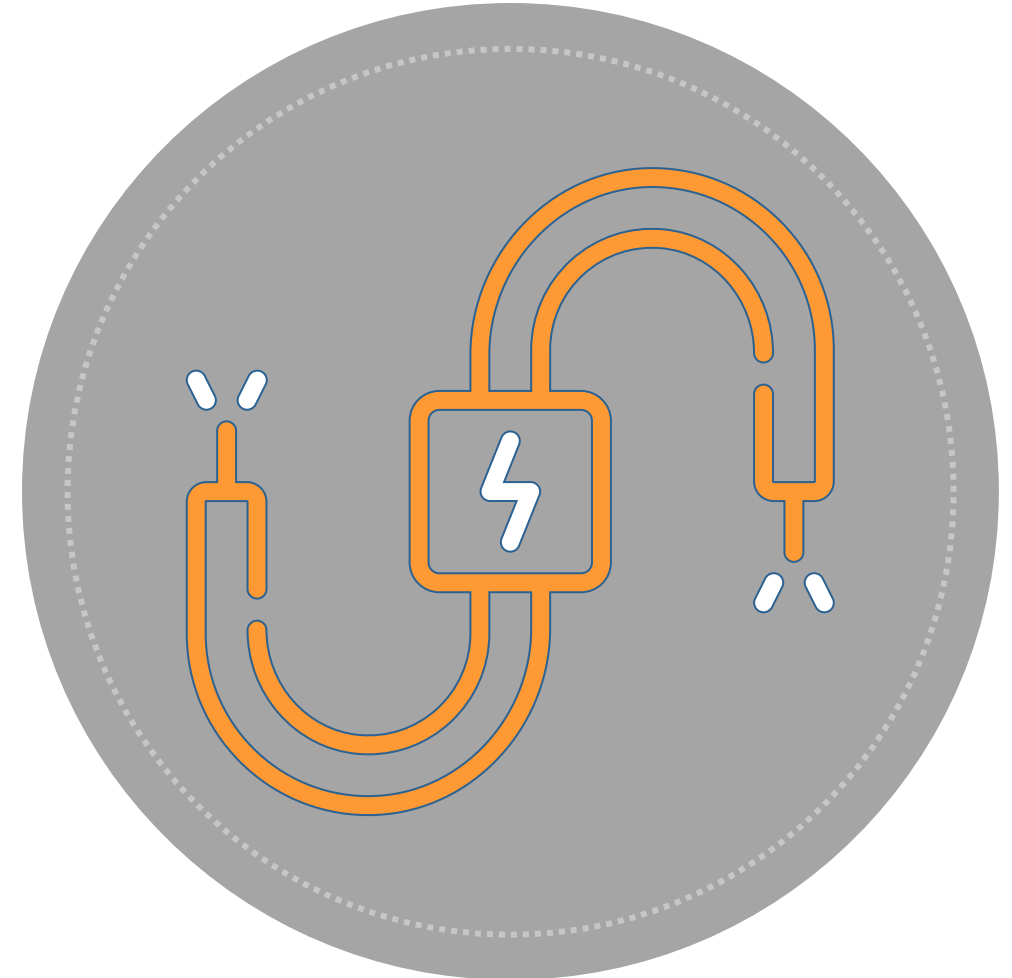


**Gaurav Sawhney**  
VP (Banking & Finance)

Bachelors of Science in Business Economics from Syracuse University, New York; Executive Post Graduate Diploma in Management (Finance) & Bachelors Of Commerce (Honors). Has been instrumental in handling the Banking & Finance department of the company.

## ... with Strong Core Values

- Honour Commitments
- Consistently maintain High Quality
- Strive for long-term relations and partnerships with customers, vendors and business associates
- Focus on product-development based on ever-changing needs of our customers
- Ensure Dignity of Labour
- Advancement in Technology
- Enhancement and Development of our Human Resource



# ... Long Term Customer Relationship

## Domestic

Over 20 years of Relationship



**BOMBARDIER**  
TRANSPORTATION

**SIEMENS**

**Honeywell**



A Navratna Company



Ansaldo STS  
A Hitachi Group Company

## International



الشركة السعودية للكهرباء  
Saudi Electricity Company



المتميز للتجهيزات الصناعية والفنية ش.م.م  
EXCEL TECHNICAL & INDUSTRIAL SUPPLIES LLC  
More Products. Thousands of Solutions. One Source.



شركة تنمية نفط عمان ش.م.م  
Petroleum Development Oman L.L.C.



INDO-JORDAN CHEMICALS COMPANY LIMITED



YEMEN PETROLEUM COMPANY

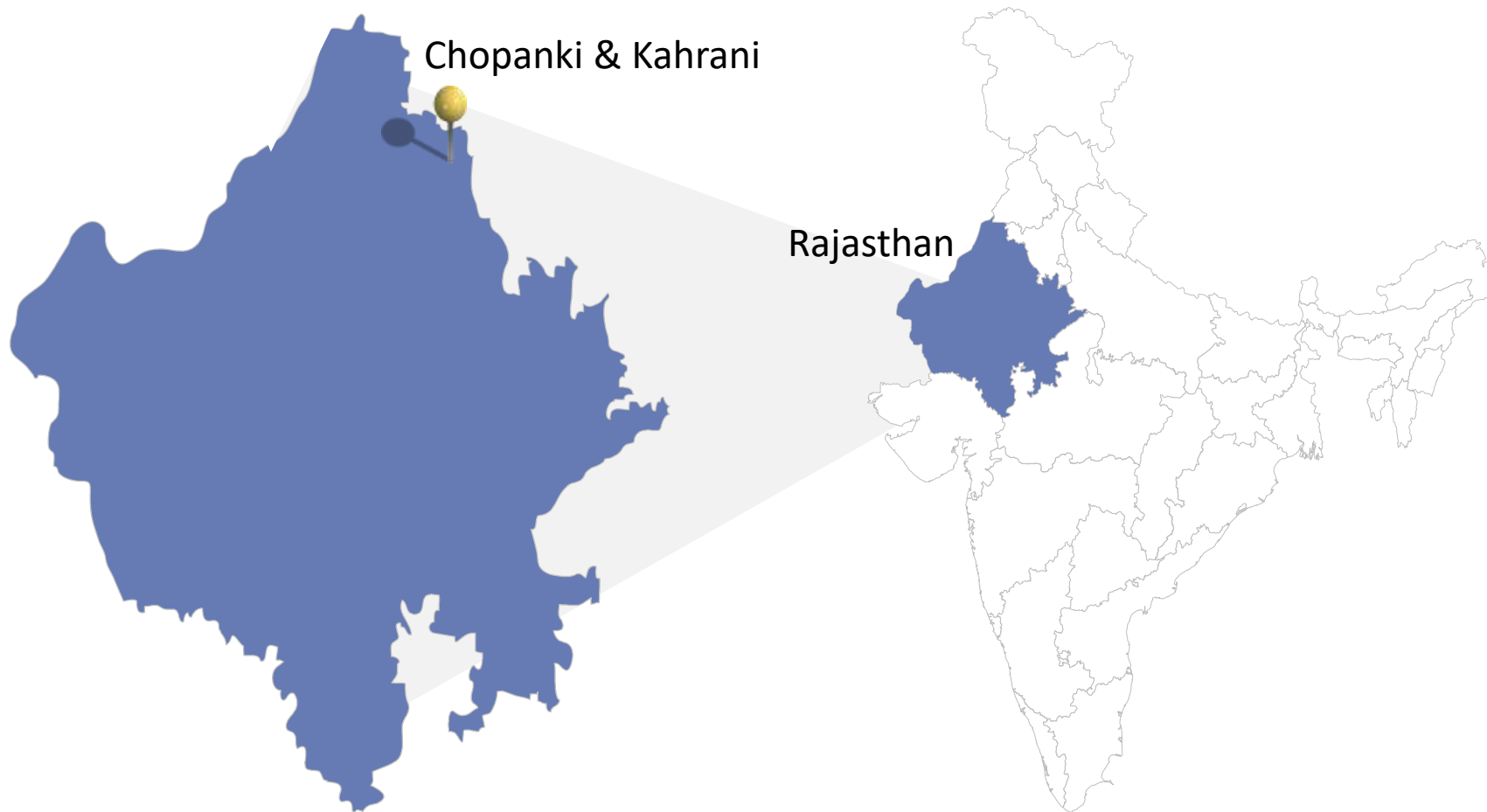


ARABIAN BEMCO CONTRACTING CO. LTD.  
INDUSTRIAL & POWER PROJECTS - DEVELOPERS & CONTRACTORS



QSTec  
Qatar Solar Technologies  
مركز لتقنيات الطاقة الشمسية  
عضو مؤسسة قطر  
Member of Qatar Foundation

## ... State of the Art Manufacturing Facilities



### Chopanki Unit

- ❖ Capacity of 30,000 Kms
- ❖ Manufactures LV Power, Instrumentation, Control & Speciality cables

### Kahrani Unit

- ❖ Capacity of 35,000 Kms
- ❖ Manufactures Control, Instrumentation, Fieldbus, PV Solar, EPR Insulated & other Speciality Cables



## ... Certifications & Client Approvals

- ❖ Manufacture cables conforming to International standards such as: **EN, BS, IEC, VDE**
- ❖ Hold BIS certification for all types of cables conforming to **IS:1554(1)/1988 and IS:694-90**
- ❖ Quality Management System is **ISO 9001:2008 Certified**
- ❖ Environment Management System is **ISO 14001:2004 Certified**
- ❖ Health and Safety System is **BS OHSAS 18001:2007 Certified** from **TUV Rheinland**

### Type Tested by



### Major Approvals





# Key beneficiary of Modernisation and Upgradation of India

Renewable Power



Freight Corridor



Oil & Gas



FMCG



Smart Cities



Ferrous & non Ferrous Metals



Transmission & Distribution



Metro Rail



Refineries



Chemicals



Cement



LPG Bottling



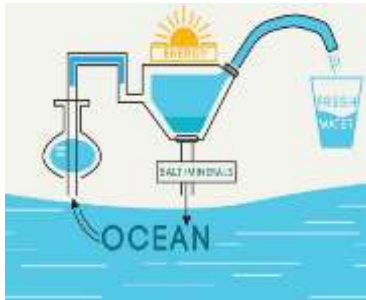
Nuclear & Thermal Power



Airport Development



Water Desalination



Fertilisers



Sewage Treatment



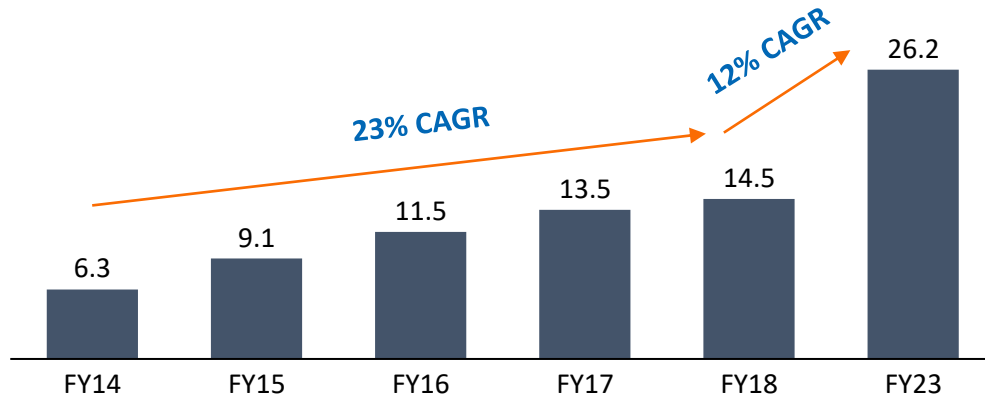
Building Automation



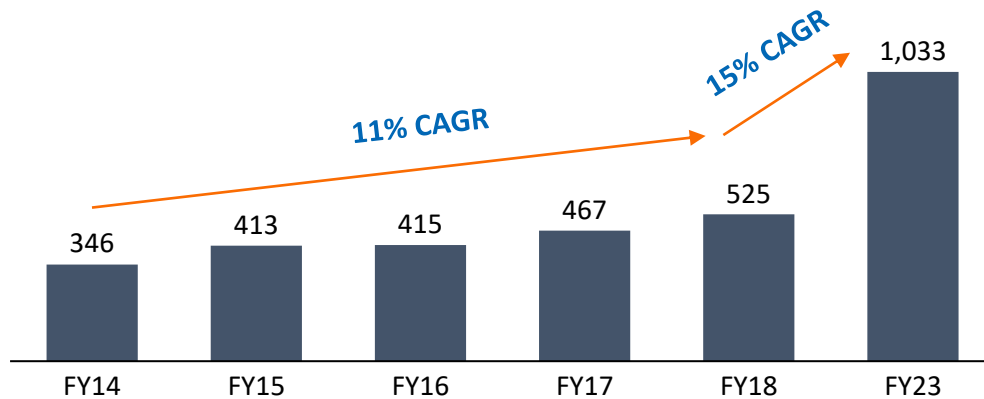
*Backbone to Key Industries driving India's Future...*

## ... Dominance to grow beyond the Industry

Indian Wire & Cables industry (Volumes in Mn Kms. )



Indian Wire & Cables industry (Value in Rs. Bn. )



### Sectors Driving Increase in Demand

- ❖ Hydrocarbon Sector
- ❖ Airport Modernization
- ❖ Freight Corridor Projects
- ❖ Metro Rail Projects
- ❖ Smart Cities
- ❖ Boost to Infrastructure
- ❖ Investments in Power Sector



# Supported by Technologically Advanced Facilities

Chopanki Unit



Kahrani Unit





# With the Capabilities to Double the Production

## Key initiatives leading to strong Industrial growth

- ✓ *Indian Wire & Cables industry expected to grow by 15% CAGR*
- ✓ *High thrust of the Current Government on Infrastructure projects increasing scope for Speciality Data Cables*

## With Cords leadership in Cable Space

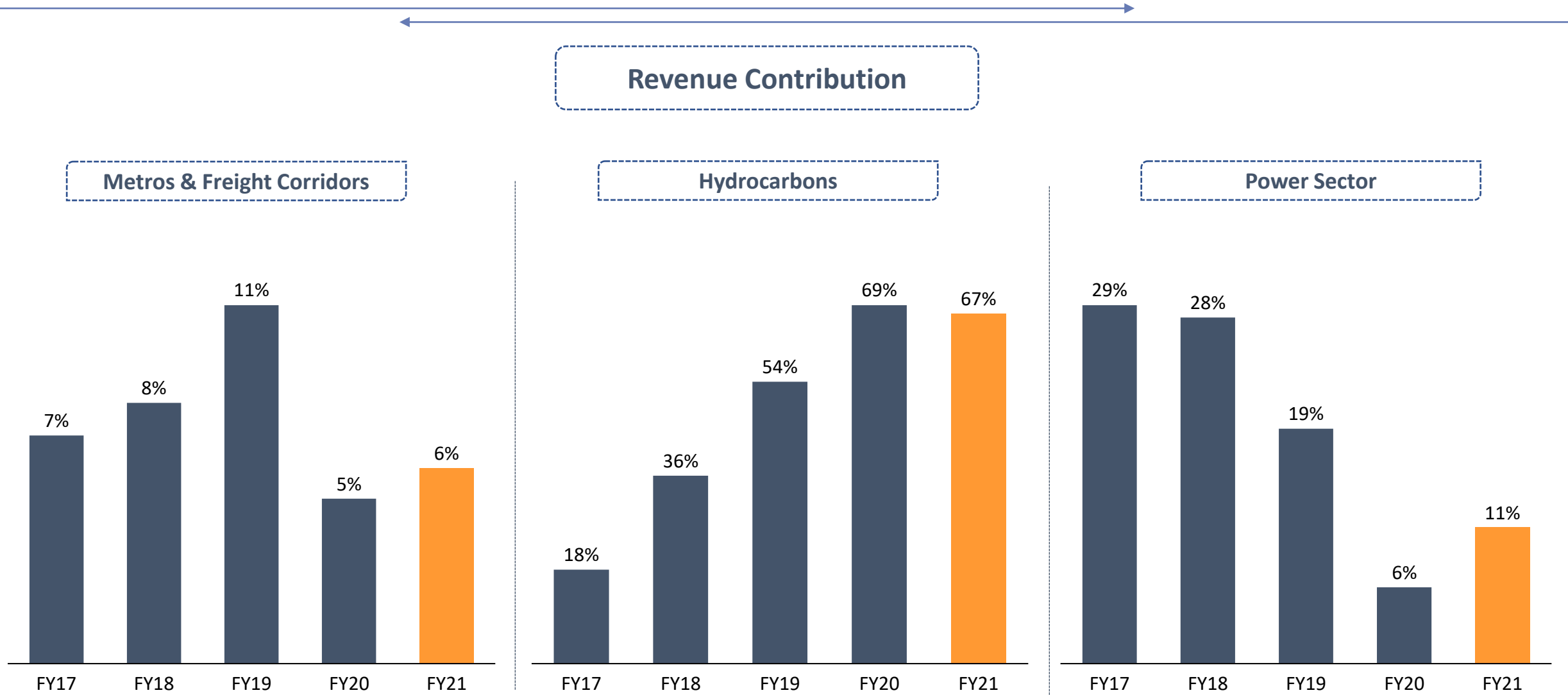
- ✓ Emphasis on Quality
- ✓ Valued long term Client Relationships
- ✓ Diverse Portfolio of Products
- ✓ Constant Innovation
- ✓ State of the Art Manufacturing Facility
- ✓ Certifications
- ✓ Awards & Recognitions

## Low Investment for growth

- ✓ Current Capacity – 65,000 Kms p.a.
- ✓ Capacity Utilization of ~55% during FY21

***Creating strong business fundamentals***

# Segmental Revenue Highlights



# Approvals from esteemed clients (1/2)

## Approved vendor for RDSO (Research Design & Standards Organization) under Government of India – Ministry of Railways

- This approval enables the company to offer "**Underground Railway Jelly Filled Quad Cable for Signalling & Telecom Installations**" to the Indian Railways and various projects where this approval is mandated including the Dedicated Freight Corridors, and various Metro-Rail projects
- This approval will allow Company to explore the upcoming vast opportunities provided by various developmental & upgradation projects of Railways and new Metro projects throughout the country

## Approved as a pre—qualified supplier with Airports Authority of India (AAI)

- This prestigious approval shall now enable Cords Cable industries Ltd. to offer its approved list of cables towards creating, upgrading, maintaining and managing aviation infrastructure in the country for the projects where AAI is entrusted with Airport Modernisation and Development
- **Following products are enlisted in approved list of make of AAI:**
  - Instrumentation cables
  - Co—axial cables
  - Fiber optic cables
  - Cat-6 cables
  - Control cables
  - Power cables (upto & including 1.1 KV)

## Approvals from esteemed clients (2/2)

### Approval from Abu Dhabi National Oil Company

#### [ADNOC]

- Registered & Prequalified with **ADNOC** and **Arabian Gulf based oil major**
- Approval expected to boost company's Export revenues
- **Approval will allow supplies of following types of Cables:**
  - Instrumentation & Control
  - Fiber Optics
  - LV Power distribution
- Company can now bid in the above product categories for all ongoing and upcoming projects of ADNOC

### Approval from Samsung Engineering Co. Ltd.

- **Registered as a Prequalified supplier** for their **International orders**
- This **Global level Approval is for 5 years** from August 1<sup>st</sup>, 2018
- This will **enable the company to bid** for supplying qualified products to Samsung Engineering Co. **range of engineering services' portfolio**
- **Approval will allow supplies of following types of Cables:**
  - Instrument
  - Control
  - Thermocouple
  - Foundation Fieldbus (FF)
  - Fire Survival

# Consistent Performance over the years





**Cords Cable Industries Limited**

CIN: L74999DL1991PLC046092

Mrs. Garima Pant, Company Secretary  
[cscs@cordscable.com](mailto:cscs@cordscable.com)

Mr. Sandeep Kumar, CFO  
[sandeep@cordscable.com](mailto:sandeep@cordscable.com)

[www.cordscable.com](http://www.cordscable.com)

**SGA** Strategic Growth Advisors

**Strategic Growth Advisors Pvt. Limited**

CIN: U74140MH2010PTC204285

Mr. Shogun Jain  
[shogun.jain@sgap.net](mailto:shogun.jain@sgap.net)  
+91 77383 77756

Mr. Shrenik Shah  
[shrenik.shah@sgapl.net](mailto:shrenik.shah@sgapl.net)  
+91 96647 64465

[www.sgapl.net](http://www.sgapl.net)