

Date: 20.10.2022

<b>Asst. Vice President</b> <b>National Stock Exchange of India Ltd.</b> Exchange plaza, Bandra Kurla Complex Bandra (E) Mumbai - 400 051 Symbol - CORDSCABLE	<b>Asst. General Manager</b> <b>Dept of Corp. Services,</b> <b>BSE Limited</b> P.J. Towers, Dalal Street, Fort, Mumbai: 400001. Symbol - 532941
--	--

**Subject : Outcome of Board Meeting**

Dear Sir,

Pursuant to SEBI (Listing Obligations and Disclosure Requirements) Regulations, 2015, this is to inform the exchanges that the Board of Directors of the Company at its meeting held on today i.e. Thursday, October 20, 2022 at the Registered Office of the company considered and approved the following:

- Un-audited financial results and Cash Flow Statement for the 2<sup>nd</sup> quarter and half year ended September 30, 2022;
- Statement of Assets and Liabilities for the half year ended September 30, 2022;
- Limited Review Report by the Statutory Auditor.

In terms of Regulation 47 of the Listing Regulations, the extracts of the financial results in the prescribed format shall be published in Delhi & Mumbai edition of Financial Express English and Jansatta Hindi (Delhi) within the prescribed time period.

The full format of the financial results for the 2<sup>nd</sup> Quarter/ Half Year ended September 30, 2022 shall be available on the website of the Stock exchanges where equity shares of the Company are listed i.e. [www.nseindia.com](http://www.nseindia.com) and [www.bseindia.com](http://www.bseindia.com) and on Company's website at <http://www.cordscable.com>.

The Board Meeting commenced at 12:00 noon and concluded at 1:00 p.m.

You are requested to take the above on record and inform all those concerned.

Thanking You.

Yours Faithfully

**FOR CORDS CABLE INDUSTRIES LIMITED**  
**Garima Pant**  
(Company Secretary)**Works :**

(UNIT I) : A-525, E-518, 519, 520, Industrial Area Chopanki, Bhiwadi, Distt. Alwar - 301707 (Rajasthan) Tel. No. : +91-7230003177  
(UNIT II) : SP-239, 240, 241, Industrial Area Kaharani, Bhiwadi, Distt. Alwar - 301019 (Rajasthan) Tel. No. : +91-7230003176

# Cords Cable Industries Limited

Registered Office: 94, 1st Floor, Shambhu Dayal Bagh Marg, Near Okhla Industrial Area Phase-III, Old Ishwar Nagar, New Delhi-110020


Tel: 011-40551200 \* Fax: 011-40551280/81 \* E-mail: ccil@cordscable.com

website: www.cordscable.com \* CIN: L74999DL1991PLC046092

## Statement of Unaudited Financial Results for the Quarter and Half Year Ended 30th September, 2022


(Amount  
Rs in Lakhs)

Sl No	Particulars	Quarter Ended 30-09-2022	Quarter Ended 30-06-2022	Quarter Ended 30-09-2021	Half Year Ended 30-09-2022	Half Year Ended 30-09-2021	Year Ended 31-03-2022
		Unaudited	Unaudited	Unaudited	Unaudited	Unaudited	Audited
I	Income from Operations						
II	Revenue from Operations	13173.87	12316.89	10598.05	25490.75	19436.20	43799.24
III	Other Income	35.09	41.59	30.84	76.68	59.20	122.79
IV	Total Income (I+II)	13208.96	12358.48	10628.89	25567.43	19495.40	43922.03
V	Expenses						
VI	Cost of Material consumed	9610.31	9790.61	8538.84	19400.92	15123.19	35173.95
VII	Purchases of Stock-in-Trade						
VIII	Changes in Inventories of Finished goods, Work in Progress & Stock in Trade	830.82	179.75	(393.69)	1010.57	(306.41)	(849.22)
IX	Employees Benefit Expenses	617.34	573.49	561.44	1190.83	1063.88	2226.31
X	Finance Costs	547.50	521.12	640.41	1068.62	1233.77	2351.63
XI	Depreciation & Ammortisation Expense	196.35	190.75	184.58	387.09	365.99	733.08
XII	Other expenses	1166.22	861.63	893.94	2027.85	1612.82	3426.82
XIII	Total Expenses (IV)	12968.54	12117.35	10425.52	25085.88	19093.24	43062.57
XIV	Profit / (Loss) before exceptional items and tax (III - IV)	240.42	241.13	203.37	481.55	402.16	859.46
XV	Exceptional items						
XVI	Profit before tax (V - VI)	240.42	241.13	203.37	481.55	402.16	859.46
XVII	Tax Expense						
XVIII	(1) Current Tax (including earlier year tax)	81.52	78.75	64.63	160.27	130.08	261.76
XIX	(2) Deferred Tax Liability/(Assets)	(13.32)	(11.13)	(13.53)	(24.45)	(25.36)	(38.86)
XX	Total Tax Expenses	68.20	67.62	51.10	135.82	104.72	222.90
XXI	Profit for the period from continuing operations (VII-VIII)	172.22	173.51	152.27	345.73	297.44	636.56
XXII	Profit / (Loss) from discontinued operations						
XXIII	Tax Expenses of discontinued operations						
XXIV	Profit / (Loss) from Discontinuing operations (after tax) (X-XI)						
XXV	Profit / (Loss) for the period (IX + XII)	172.22	173.51	152.27	345.73	297.44	636.56
XXVI	Other comprehensive income						
XXVII	A. (i) Item that will not be reclassified to profit or loss						
XXVIII	Remeasurement of Gratuity Fund/Defined benefit liabilities	(0.50)	(0.50)	2.05	(1.00)	4.05	(1.72)
XXIX	(ii) Income tax relating to item that will not be reclassified to profit or loss						
XXX	Deferred tax Asset/(Liability) on above	0.13	0.13	(0.52)	0.25	(1.02)	0.42
XXXI	Net balance of Actuarial Gain/ (Loss) transfer to Other Comprehensive Income	(0.37)	(0.37)	1.53	(0.75)	3.03	(1.29)
XXXII	B. (i) Item that will be reclassified to profit or loss						
XXXIII	(ii) Income tax relating to item that will be reclassified to profit or loss						
XXXIV	Total Comprehensive Income for the period (XIII+XIV) comprising Profit / (Loss) and other comprehensive income for the period	171.85	173.14	153.80	344.98	300.47	635.27
XXXV	Paid-up Equity Share Capital (Face value of Rs 10/- each)	1292.78	1292.78	1292.78	1292.78	1292.78	1292.78
XXXVI	Other Equity (excluding Revaluation Reserve) as shown in the audited Balance Sheet of the previous year						13914.56
XXXVII	Earnings Per Share (for continuing operations)						
XXXVIII	(a) Basic	1.33	1.34	1.19	2.67	2.32	4.91
XXXIX	(b) Diluted	1.33	1.34	1.19	2.67	2.32	4.91
XL	Earnings Per Share (for discontinuing operations)						
XLI	(a) Basic						
XLII	(b) Diluted						
XLIII	Earnings Per Share (for discontinuing and continuing operations)						
XLIV	(a) Basic	1.33	1.34	1.19	2.67	2.32	4.91
XLV	(b) Diluted	1.33	1.34	1.19	2.67	2.32	4.91



**Cords Cable Industries Limited**
**Standalone Statement of Assets & Liabilities as at 30th September, 2022**

Particulars	As at 30-09-2022	As at 31-03-2022
	Unaudited	Audited
<b>I ASSETS</b>		
<b>1 Non-Current Assets</b>		
(a) Property, Plant and Equipment	6,333.43	6,477.57
(b) Capital Work-in Progress	625.65	556.91
(c) Right to use Assets	2,457.31	2,487.55
(d) Financial Assets		
(i) Security Deposit	124.37	124.37
<b>Total Non-Current Assets</b>	<b>9540.76</b>	<b>9646.40</b>
<b>2 Current Assets</b>		
(a) Inventories	6,235.14	6,958.18
(b) Financial Assets		
(i) Investments	45.54	49.89
(ii) Trade receivables	12,781.84	12,856.88
(iii) Cash and Cash Equivalents	139.92	367.61
(iv) Bank balances other than (iii) above	1,947.07	1,841.93
(c) Other Current Assets	806.27	654.15
<b>Total Current Assets</b>	<b>21955.78</b>	<b>22728.64</b>
<b>Total Assets</b>	<b>31496.54</b>	<b>32375.04</b>
<b>II EQUITY AND LIABILITIES</b>		
<b>1 Equity</b>		
(a) Equity Share capital	1,292.78	1,292.78
(b) Other Equity	14,259.54	13,914.56
<b>Total Equity</b>	<b>15552.32</b>	<b>15207.34</b>
<b>2 Liabilities</b>		
<b>Non-Current Liabilities</b>		
(a) Financial Liabilities		
(i) Borrowings	1,409.98	1,629.11
(b) Provisions	172.52	169.72
(c) Deferred tax liabilities (Net)	486.37	511.08
(d) Other non-current liabilities	3.26	3.15
<b>Total Non-Current Liabilities</b>	<b>2072.13</b>	<b>2313.06</b>
<b>Current Liabilities</b>		
(a) Financial Liabilities		
(i) Borrowings	5,502.90	6,775.85
(ii) Trade payables		
(A) Total outstanding dues of Micro Enterprises & Small Enterprises	71.01	39.23
(B) Total outstanding dues of Creditors other than Micro Enterprises & Small Enterprises	6,698.54	6,790.95
(iii) Others Financial Liabilities	919.91	871.02
(b) Provisions	100.90	20.22
(c) Other current liabilities	578.83	357.37
<b>Total Current Liabilities</b>	<b>13872.09</b>	<b>14854.64</b>
<b>Total Equity and Liabilities</b>	<b>31496.54</b>	<b>32375.04</b>



# Cords Cable Industries Limited


## Standalone Statement of Cash Flows for the Period Ended 30th September, 2022

Particulars	Period Ended	Year Ended
	30-09-2022	31-03-2022
	Unaudited	Audited
<b>A CASH FLOW FROM OPERATING ACTIVITIES</b>		
Net Profit before tax	481.56	859.46
Adjustments for:		
Depreciation and amortisation of non-current assets	387.09	733.08
(Gain)/Loss on disposal of property, plant and equipment	-	2.55
Finance cost recognised in Profit & Loss	1068.52	2851.63
Remeasurement gain/(loss) on Defined benefit liabilities	(1.00)	(1.72)
Remeasurement of Investment (gain)/ Loss	(0.38)	(10.81)
Investment income recognised in profit & Loss	(64.93)	(77.55)
Bad Debts	-	13.92
<b>Operating profit before working capital changes</b>	<b>1870.96</b>	<b>3870.55</b>
Adjustments for:		
(Increase)/decrease in inventories	723.04	(1102.94)
(Increase)/decrease in trade and other receivables	75.04	(1970.88)
(Increase)/decrease in Loans & Advances/Other Current Assets	(152.13)	703.19
Increase/(decrease) in Trade/Other payables	172.28	1757.67
<b>Cash generation from operating activities</b>	<b>2689.19</b>	<b>3257.60</b>
Less: Direct taxes Paid	88.14	264.79
<b>Net cash generation from operating activities</b>	<b>2601.05</b>	<b>2992.81</b>
<b>B CASH FLOW FROM INVESTING ACTIVITIES</b>		
Payments for property, plant and equipment	(281.46)	(988.16)
Proceeds from disposal of property, plant and equipment	-	0.89
Proceeds / Payments to acquire financial assets (Fixed Deposit)	(105.13)	(73.14)
Interests received (on Fixed Deposits)	64.93	77.55
Payments / Proceeds on sale of financial assets	4.73	1.16
<b>Net cash used in investing activities</b>	<b>(316.93)</b>	<b>(981.70)</b>
<b>C CASH FLOW FROM FINANCING ACTIVITIES</b>		
Borrowings (Net)	(1444.72)	655.05
Interest & Finance Charges paid	(1067.09)	(2364.67)
<b>Net cash from/(used) in financing activities</b>	<b>(2511.81)</b>	<b>(1709.62)</b>
<b>INCREASE/(DECREASE) IN CASH AND CASH EQUIVALENT(A+B+C)</b>	<b>(227.69)</b>	<b>301.49</b>
Cash and cash equivalents at the beginning of the year	367.61	66.12
<b>Cash and cash equivalent at the end of the year</b>	<b>139.92</b>	<b>367.61</b>



Notes:

- i) The above unaudited standalone financial results were reviewed and recommended by the Audit Committee and have been approved by the Board of Directors of the Company in their meeting held on 20th October, 2022.
- ii) The Statutory Auditors of the Company have carried out limited review on these result and the results are being published in accordance with Regulation 33 of the SEBI (Listing Obligations and Disclosure Requirements) Regulations, 2015.
- iii) The standalone results have been prepared in accordance with Indian Accounting Standards (Ind AS) prescribed under Section 133 of the Companies Act, 2013 read with rule 3 of the Companies (Indian Accounting Standards) Rules, 2015 and Companies (Indian Accounting Standards) Amendment Rules, 2016 and in terms of SEBI (Listing Obligations and Disclosure Requirements) Regulations, 2015
- iv) The Company is operating in a single segment as defined in Ind AS-108, Hence segment reporting is not applicable to the Company.
- v) The figures of previous quarters /year are reclassified, regrouped and rearranged wherever necessary so as to make them comparable with current period's figures.
- vi) The company does not have any other exceptional item to report for the above periods.
- vii) The above results are also available on company's website [www.cordscable.com](http://www.cordscable.com) & on the stock exchange website ([www.bseindia.com](http://www.bseindia.com) & [www.nseindia.com](http://www.nseindia.com))



By order of the Board  
For Corda Cable Industries Ltd  
Navdeep Sawhney  
(Managing Director)  
DIN: 00893704

Place: New Delhi  
Date: 20.10.2022