


Shareholding Pattern under Regulation 31 of SEBI (Listing Obligations and Disclosure Requirements) Regulations, 2015

1.	Name of Listed Entity: Cords Cable Industries Limited
2.	Scrip Code/Name of Scrip/Class of Security: 532941
3.	Share Holding Pattern Filed under: Reg. 31(1)(a)/Reg. 31(1)(b)/Reg.31(1)(c)
	a. If under 31(1)(b) then indicate the report for Quarter ending
	b. If under 31(1)(c) then indicate date of allotment/extinguishment
4.	Declaration: The Listed entity is required to submit the following declaration to the extent of submission of information:-

	Particulars	Yes*	No*
1	Whether the Listed Entity has issued any partly paid up shares?		No
2	Whether the Listed Entity has issued any Convertible Securities or Warrants?		No
3	Whether the Listed Entity has any shares against which depository receipts are issued?		No
4	Whether the Listed Entity has any shares in locked-in?		No
5	Whether any shares held by promoters are pledge or otherwise encumbered?		No

* If the Listed Entity selects the option 'No' for the questions above, the columns for the partly paid up shares, Outstanding Convertible Securities/Warrants, depository receipts, locked-in shares, No of shares pledged or otherwise encumbered by promoters, as applicable, shall not be displayed at the time of dissemination on the Stock Exchange website. Also wherever there is 'No' declared by Listed Entity in above table the values will be considered as 'Zero' by default on submission of the format of holding of specified securities.

GENERATED ON :04/01/2024 NSDL : 30/12/2023 CDSL :30/12/2023



Cords Cable Industries Limited

Table I - Summary Statement holding of specified securities

Category	Category of shareholder	Nos. of share holder s	No. of fully paid up equity shares held	No. of Partly paid-up equity shares held	No. of shares underl ying Depository Receipts	Total nos. shares held	Sharehold ing as a % of total no. of shares (calculate d as per SCRR, 1957)	Number of Voting Rights held in each class of securities				Shares Underl ying Outsta nding conver tible securiti es	ing , as a % assuming full conversio n of convertibl e securities	Number of Locked in shares		Number of Shares pledged or otherwise		Number of equity shares held in dematerialis ed form
								No of Voting Rights			Total as a % of (A+B+C)			No. (a)	As a % of total Shares held(b)	No. (a)	As a % of total Shares held(b)	
								Class eg: X	Class eg: y	Total								
(I)	(II)	(III)	(IV)	(V)	(VI)	(VII) =	(VIII) As a	(IX)				(X)	(XI)=	(XII)		(XIII)		(XIV)
(A)	Promoter & Promoter Group	4	6694347	0	0	6694347	51.7826	6694347	0	6694347	51.7826	0	51.7826	0	0.0000	0	0.0000	6694347
(B)	Public	16011	6233433	0	0	6233433	48.2174	6233433	0	6233433	48.2174	0	48.2174	0	0.0000	NA	NA	6232212
(C)	Non Promoter - Non Public				0				0			0			0.0000	NA	NA	
(C1)	Shares Underlying DRs	0	0	0	0	0	0.0000	0	0	0	0.0000	0	0.0000	0	0.0000	NA	NA	0
(C2)	Shares Held By Employee Trust	0	0	0	0	0	0.0000	0	0	0	0.0000	0	0.0000	0	0.0000	NA	NA	0
	Total	16015	12927780	0	0	12927780	100.0000	12927780	0	12927780	100.0000	0	100.0000	0	0.0000	0	0.0000	12926559


GENERATED ON :04/01/2024 NSDL : 30/12/2023



Cords Cable Industries Limited

Table II - Statement showing shareholding pattern of the Promoter and Promoter Group

	Category & Name of the shareholders	Entity Type	PAN	Nos. of shareholders	No. of fully paid up equity shares held	Partly paid-up equity shares held	No. of shares underlying Depository Receipts	Total nos. shares held	Shareholding % calculated as per SCRR, 1957 As a % of (A+B+C2)	Number of Voting Rights held in each class of securities				No. of Shares Underlying Outstanding convertible securities (including	Shareholding, as a % assuming full conversion of convertible securities	Number of Locked in shares		Number of Shares pledged or otherwise		Number of equity shares held in dematerialised form
										No of Voting Rights			Total as a % of Total Voting Rights			No. (a)	As a % of total Shares held(b)	No. (a)	of total Shares held(b)	
										Class eg: X	Class eg: y	Total								
	(I)		(II)	(III)	(IV)	(V)	(VI)	(VII) =	(VIII) As	(IX)				(X)	(XI)=	(XII)		(XIII)		(XIV)
1	Indian																			
(a)	Individuals / Hindu Undivided			4	6694347	0	0	6694347	51.7826	6694347	0	6694347	51.7826	0	51.7826	0	0.0000	0	0.0000	6694347
	Naveen Sawhney	Promoters	AACPS1181J	1	6095931	0	0	6095931	47.1537	6095931	0	6095931	47.1537	0	47.1537	0	0.0000	0	0.0000	6095931
	Adarsh Sawhney	Promoters	ABAPS0670D	1	224006	0	0	224006	1.7327	224006	0	224006	1.7327	0	1.7327	0	0.0000	0	0.0000	224006
	Gaurav Sawhney	Promoters	AVAPS6258F	1	198466	0	0	198466	1.5352	198466	0	198466	1.5352	0	1.5352	0	0.0000	0	0.0000	198466
	Varun Sawhney	Promoters	ARJPS4263M	1	175944	0	0	175944	1.3610	175944	0	175944	1.3610	0	1.3610	0	0.0000	0	0.0000	175944
(b)	Central Government / State Government(s)			0	0	0	0	0	0.0000	0	0	0	0.0000	0	0.0000	0	0.0000	0	0.0000	0
(c)	Financial Institutions / Banks			0	0	0	0	0	0.0000	0	0	0	0.0000	0	0.0000	0	0.0000	0	0.0000	0
(d)	Any Other (Specify)			0	0	0	0	0	0.0000	0	0	0	0.0000	0	0.0000	0	0.0000	0	0.0000	0
	Sub Total (A)(1)			4	6694347	0	0	6694347	51.7826	6694347	0	6694347	51.7826	0	51.7826	0	0.0000	0	0.0000	6694347
2	Foreign																			
(a)	Individuals (Non-Resident Individuals / Foreign Individuals)			0	0	0	0	0	0.0000	0	0	0	0.0000	0	0.0000	0	0.0000	0	0.0000	0
(b)	Government			0	0	0	0	0	0.0000	0	0	0	0.0000	0	0.0000	0	0.0000	0	0.0000	0
(c)	Institutions			0	0	0	0	0	0.0000	0	0	0	0.0000	0	0.0000	0	0.0000	0	0.0000	0
(d)	Foreign Portfolio Investor			0	0	0	0	0	0.0000	0	0	0	0.0000	0	0.0000	0	0.0000	0	0.0000	0
(e)	Any Other (Specify)			0	0	0	0	0	0.0000	0	0	0	0.0000	0	0.0000	0	0.0000	0	0.0000	0
	Sub Total (A)(2)			0	0	0	0	0	0.0000	0	0	0	0.0000	0	0.0000	0	0.0000	0	0.0000	0
	Total Shareholding Of Promoter And Promoter Group			4	6694347	0	0	6694347	51.7826	6694347	0	6694347	51.7826	0	51.7826	0	0.0000	0	0.0000	6694347



Details of Shares which remain unclaimed may be given hear along with details such as number of shareholders, outstanding shares held in demat/unclaimed suspense account, voting rights which are frozen etc.

No

(1) PAN would not be displayed on website of Stock Exchange(s)

(2) The term 'Encumbrance' has the same meaning as assigned under regulation 28(3) of SEBI (Substantial Acquisition of Shares and Takeovers) Regulations, 2011.

GENERATED ON :04/01/2024


NSDL : 30/12/2023



Cords Cable Industries Limited

Table III - Statement showing shareholding pattern of the Public shareholder

	Category & Name of the shareholders	PAN	Nos. of shareholders	No. of fully paid up equity shares held	Partly paid-up equity shares held	No. of shares underlying Depository Receipts	Total nos. shares held	Shareholding % calculated as per SCRR, 1957 As a % of (A+B+C2)	Number of Voting Rights held in each class of securities				Shares Underlying Outstanding convertible securities	olding, as a % assuming full conversion of convertible securities	Number of Locked in shares		Number of Shares pledged or otherwise		Number of equity shares held in dematerialised form	Sub-categorization of shares			
									No of Voting Rights			Total as a % of Total Voting Rights			No. (a)	As a % of total Shares held(b)	No. (a)	% of total Shares held(c)		Shareholding(No. of shares) under	Sub-category(i)	Sub-category(ii)	Sub-category(iii)
									Class eg: X	Class eg: Y	Total												
(I)	(II)	(III)	(IV)	(V)	(VI)	(VII) =	(VIII) As	(IX)				(X)	(XI)=	(XII)	(XIII)	(XIV)	(XV)						
1	Institutions (Domestic)																						
(a)	Mutual Fund		0	0	0	0	0	0.0000	0	0	0	0.0000	0	0.0000	0	0.0000	NA	NA	0				
(b)	Venture Capital Funds		0	0	0	0	0	0.0000	0	0	0	0.0000	0	0.0000	0	0.0000	NA	NA	0				
(c)	Alternate Investment Funds		0	0	0	0	0	0.0000	0	0	0	0.0000	0	0.0000	0	0.0000	NA	NA	215	0	0	0	
(d)	Banks		1	215	0	0	215	0.0017	215	0	215	0.0017	0	0.0000	0	0.0000	NA	NA	0				
(e)	Insurance Companies		0	0	0	0	0	0.0000	0	0	0	0.0000	0	0.0000	0	0.0000	NA	NA	0				
(f)	Provident Funds/ Pension Funds		0	0	0	0	0	0.0000	0	0	0	0.0000	0	0.0000	0	0.0000	NA	NA	0				
(G)	Asset Reconstruction Companies		0	0	0	0	0	0.0000	0	0	0	0.0000	0	0.0000	0	0.0000	NA	NA	0				
(h)	Sovereign Wealth Funds		0	0	0	0	0	0.0000	0	0	0	0.0000	0	0.0000	0	0.0000	NA	NA	0				
(i)	NBFCs registered with RBI		0	0	0	0	0	0.0000	0	0	0	0.0000	0	0.0000	0	0.0000	NA	NA	0				
(j)	Other Financial Institutions		0	0	0	0	0	0.0000	0	0	0	0.0000	0	0.0000	0	0.0000	NA	NA	0				
(k)	Any Other (Specify)		0	0	0	0	0	0.0000	0	0	0	0.0000	0	0.0000	0	0.0000	NA	NA	215	0	0	0	
	Sub Total (B)(1)		1	215	0	0	215	0.0017	215	0	215	0.0017	0	0.0000	0	0.0000	NA	NA	215	0	0	0	
2	Institutions (Foreign)																						
(a)	Foreign Direct Investment		0	0	0	0	0	0.0000	0	0	0	0.0000	0	0.0000	0	0.0000	NA	NA	0				
(b)	Foreign Venture Capital Investors		0	0	0	0	0	0.0000	0	0	0	0.0000	0	0.0000	0	0.0000	NA	NA	0				
(c)	Sovereign Wealth Funds		0	0	0	0	0	0.0000	0	0	0	0.0000	0	0.0000	0	0.0000	NA	NA	194025	0	0	0	
(d)	Foreign Portfolio Investors Cat I		2	194025	0	0	194025	1.5008	194025	0	194025	1.5008	0	1.5008	0	0.0000	NA	NA	166456				
	Acadian Emerging Markets Micro-Cap	AAVCA4224C	1	166456	0	0	166456	1.2876	166456	0	166456	1.2876	0	1.2876	0	0.0000	NA	NA	0				
(e)	Foreign Portfolio Investors Cat II		0	0	0	0	0	0.0000	0	0	0	0.0000	0	0.0000	0	0.0000	NA	NA	0				
(f)	Overseas Depositories(holding DRs) (balancing figure)		0	0	0	0	0	0.0000	0	0	0	0.0000	0	0.0000	0	0.0000	NA	NA	0				
(g)	Any Other (Specify)		0	0	0	0	0	0.0000	0	0	0	0.0000	0	0.0000	0	0.0000	NA	NA	194025	0	0	0	
	Sub Total (B)(2)		2	194025	0	0	194025	1.5008	194025	0	194025	1.5008	0	1.5008	0	0.0000	NA	NA					
3	Central Government/ State Government(s)																						
(a)	Central Government / President of		0	0	0	0	0	0.0000	0	0	0	0.0000	0	0.0000	0	0.0000	NA	NA	0				



(b)	State Government / Governor	0	0	0	0	0	0.0000	0	0	0	0.0000	0	0.0000	0	0.0000	NA	NA	0			
(c)	Shareholding by Companies or Bodies Corporate where Central / State Government is a promoter	0	0	0	0	0	0.0000	0	0	0	0.0000	0	0.0000	0	0.0000	NA	NA	0			
	Sub Total (B)(3)	0	0	0	0	0	0.0000	0	0	0	0.0000	0	0.0000	0	0.0000	NA	NA	0			
4	Non-Institutions	0	0	0	0	0	0.0000	0	0	0	0.0000	0	0.0000	0	0.0000	NA	NA	0			
(a)	Associate companies / Subsidiaries																				
	Directors and their relatives (excluding Independent Directors and nominee Directors)	0	0	0	0	0	0.0000	0	0	0	0.0000	0	0.0000	0	0.0000	NA	NA	0			
(b)		0	0	0	0	0	0.0000	0	0	0	0.0000	0	0.0000	0	0.0000	NA	NA	0			
(c)	Key Managerial Personnel																				
	Relatives of promoters (other than 'immediate relatives' of promoters disclosed under 'Promoter and Promoter Group' category)	0	0	0	0	0	0.0000	0	0	0	0.0000	0	0.0000	0	0.0000	NA	NA	0			
(d)		0	0	0	0	0	0.0000	0	0	0	0.0000	0	0.0000	0	0.0000	NA	NA	0			
	Trusts where any person belonging to 'Promoter and Promoter Group' category is 'trustee', 'beneficiary', or 'author of the trust'	0	0	0	0	0	0.0000	0	0	0	0.0000	0	0.0000	0	0.0000	NA	NA	0			
(e)		0	0	0	0	0	0.0000	0	0	0	0.0000	0	0.0000	0	0.0000	NA	NA	0			
(f)	Investor Education and Protection Fund (IEPF)	1	8777	0	0	8777	0.0679	8777	0	8777	0.0679	0	0.0679	0	0.0000	NA	NA	8777	0	0	0
(g)	i. Resident Individual holding nominal share capital up to Rs. 2	15383	4586949	0	0	4586949	35.4813	4586949	0	4586949	35.4813	0	35.4813	0	0.0000	NA	NA	4585728	0	0	0
	ii. Resident individual holding nominal share capital in excess of																				
(h)		19	751715	0	0	751715	5.8147	751715	0	751715	5.8147	0	5.8147	0	0.0000	NA	NA	751715	0	0	0
(i)	Non Resident Indians (NRIs)	189	120715	0	0	120715	0.9338	120715	0	120715	0.9338	0	0.9338	0	0.0000	NA	NA	120715	0	0	0
(j)	Foreign Nationals	0	0	0	0	0	0.0000	0	0	0	0.0000	0	0.0000	0	0.0000	NA	NA	0			
(k)	Foreign Companies	0	0	0	0	0	0.0000	0	0	0	0.0000	0	0.0000	0	0.0000	NA	NA	244361	0	0	0
(l)	Bodies Corporate	63	244361	0	0	244361	1.8902	244361	0	244361	1.8902	0	1.8902	0	0.0000	NA	NA	326676	0	0	0
(m)	Any Other (Specify)	353	326676	0	0	326676	2.5269	326676	0	326676	2.5269	0	2.5269	0	0.0000	NA	NA	4251	0	0	0
	Body Corp-Ltd Liability Partnership	3	4251	0	0	4251	0.0329	4251	0	4251	0.0329	0	0.0329	0	0.0000	NA	NA	319790	0	0	0
	Hindu Undivided Family	348	319790	0	0	319790	2.4737	319790	0	319790	2.4737	0	2.4737	0	0.0000	NA	NA	2635	0	0	0
	Clearing Member	2	2635	0	0	2635	0.0204	2635	0	2635	0.0204	0	0.0204	0	0.0000	NA	NA	6037972	0	0	0
	Sub Total (B)(4)	16008	6039193	0	0	6039193	46.7148	6039193	0	6039193	46.7148	0	46.7148	0	0.0000	NA	NA	6232212	0	0	0
	Total Public Shareholding (B)= (B)(1)+(B)(2)+(B)(3)+b(4)	16011	6233433	0	0	6233433	48.2174	6233433	0	6233433	48.2174	0	48.2174	0	0.0000	NA	NA				

Details of the shareholders acting as persons in Concert including their Shareholding (No. and %):

No. of shareholders	No. of Shares	%
---------------------	---------------	---



0		
---	--	--

Details of Shares which remain unclaimed may be given hear along with details such as number of shareholders, outstanding shares held in demat/unclaimed suspense account, voting rights which are frozen etc.

No. of shareholders	No. of
0	0

Not

- (1) PAN would not be displayed on website of Stock Exchange(s).
- (2) The above format needs to be disclosed along with the names of the shareholders holding 1% or more than 1% of shares of the listed entity. Column no.(XIII)is not applicable in the
- (3) W.r.t. the information pertaining to Depository Receipts, the same may be disclosed in the respective columns to the extent information available and the balance to be disclosed as
- (4) Categorization and disclosure of each shareholder category should be carried out in the order prescribed in the above format. If a shareholder is falling under more than one
- (5) Sub-categorization of shares under column no.(XV) will be based on shareholding(no. of shares)under the following sub-categories:
- (i) Shareholder who are represented by a nominee Director on the board of the listed entity or have the right to nominate a representative(i.e. Director)on the board of the listed entity.
- (ii) Shareholder who have entered into shareholder agreement with the listed entity.
- (iii) Shareholders acting as persons in concert with promoters.

GENERATED ON :04/01/2024

NSDL : 30/12/2023

Cords Cable Industries Limited
Table IV - Statement showing shareholding pattern of the Non Promoter- Non Public shareholder

	Category & Name of the shareholders	PAN	Nos. of shareholders	No. of fully paid up equity shares held	Partly paid-up equity shares held	No. of shares underlying Depository Receipts	Total nos. shares held	Shareholding % calculated as per SCRR, 1957 As a % of (A+B+C2)	Number of Voting Rights held in each class of securities				Shares Underlying Outstanding convertible securities (including	ing , as a % assuming full conversion of convertible securities	Number of Locked in shares		Number of Shares pledged or otherwise encumbered		Number of equity shares held in dematerialised form
									No of Voting Rights			Total as a % of (A+B+C)			No. (a)	As a % of total Shares held(b)	No. (a)	As a % of total Shares held(b)	
									Class eg: X	Class eg: y	Total								
	(I)	(II)	(III)	(IV)	(V)	(VI)	(VII) =	(VIII) As a	(IX)				(X)	(XI)=	(XII)		(XIII)		(XIV)
1	Custodian/DR Holder		0	0	0	0	0	0.0000	0	0	0	0.0000	0	0.0000	0	0.0000	NA	NA	0
2	Employee Benefit Trust / Employee Welfare Trust under SEBI (Share based Employee Benefits and Sweat Equity) Regulations, 2021		0	0	0	0	0	0.0000	0	0	0	0.0000	0	0.0000	0	0.0000	NA	NA	0
	Total Non-Promoter- Non Public Shareholding (C)= (C)(1)+(C)(2)		0	0	0	0	0	0.0000	0	0	0	0.0000	0	0.0000	0	0.0000	NA	NA	0

Note

(1) PAN would not be displayed on website of Stock Exchange(s).

(2) The above format needs to be disclosed along with the names of the shareholders holding 1% or more than 1% of shares of the listed entity. Column no.(XIII) is not applicable in the above format.

(3) W.r.t. the information pertaining to Depository Receipts, the same may be disclosed in the respective columns to the extent information available.

GENERATED ON :04/01/2024

NSDL : 30/12/2023

CDSL

